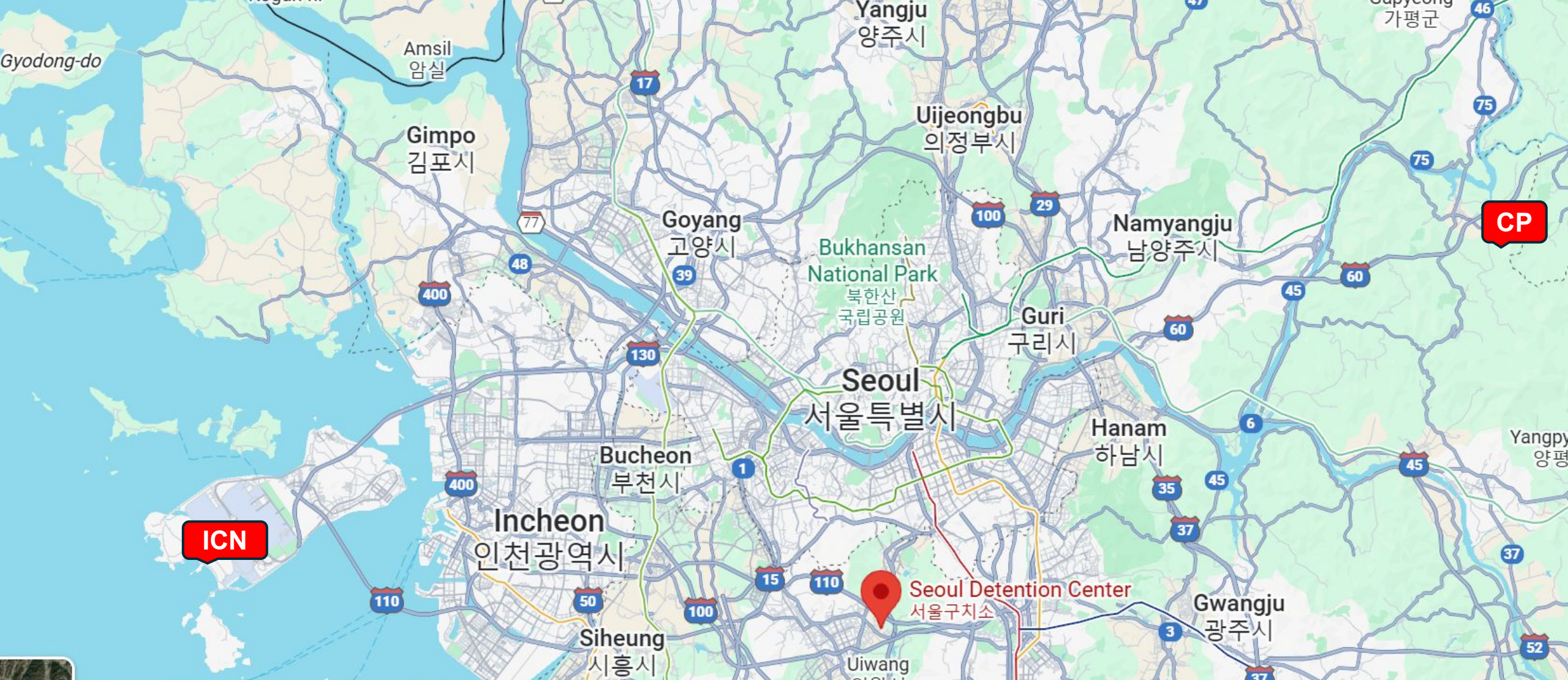


# 서울구치소      정성

Guidance for Visiting the  
Seoul Detention Center

**by Michael Balcomb**



The Seoul Detention Center is not actually in Seoul.  
It is about 2 hours from the airport and CP by public  
transport

# Important Tips

- The cheapest flights to Korea (under €500 return) are through China. It is safe and quick. Go for it!
- Google Maps does NOT WORK WELL in Korea, therefore
- Download Naver Maps instead, install it.
- Get an E-SIM for Korea. I use MobiMatter but there are many options. You **will use a lot of data** so do avoid roaming
  - You will need data to listen to the translation on YouTube for the evening vigils broadcast from Cheonpyeong
  - You will want to use the Google Translate “Transcribe” option because everything is in Korean. It is only about 70% accurate but it helps.

# Public Transport from the Airport

- Take the AREX train to Seoul Station.
- There are two options;
  - the non-stop express which requires a separate ticket and is often sold-out. These only run every 40 minutes or so.
  - The all stop local, which is only 10 minutes slower. You can use a regular Seoul Transit Card on this (buy the card at the airport)
- At Seoul Station, take the Subway Line number 4 (light blue) South
  - Get off at Indogweon, about 30 minutes from Seoul Station
  - Look for exit 2 and 3, which are next to each other and have escalators
  - Watch the video on the next two slides

# Indogweon Exit 3: best for hotels and shops

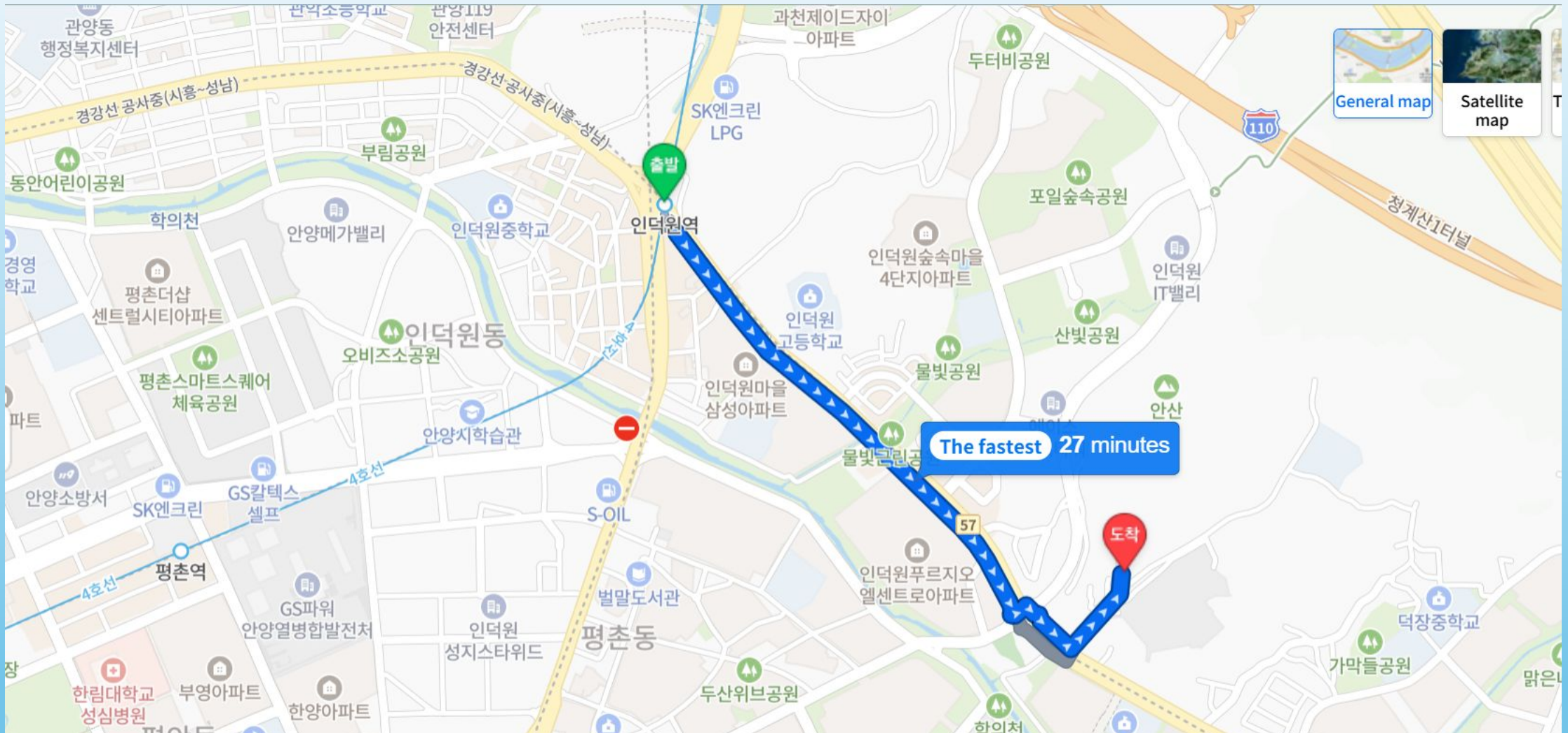
## Watch these videos



# Indogweon Exit 2: Best for Detention Center

## Watch this video





It's 25min walk from Indogweon subway station

This pedestrian bridge is about halfway





This is what it looks like at the last turnoff



This is the gate to the detention center. During the day, you can go inside by presenting your passport.

And you can  
walk up to  
this plaza and  
even go inside  
... but you  
can't visit a  
detainee  
without an  
appointment





Our devotion tent just outside the gate  
has become a new holy ground



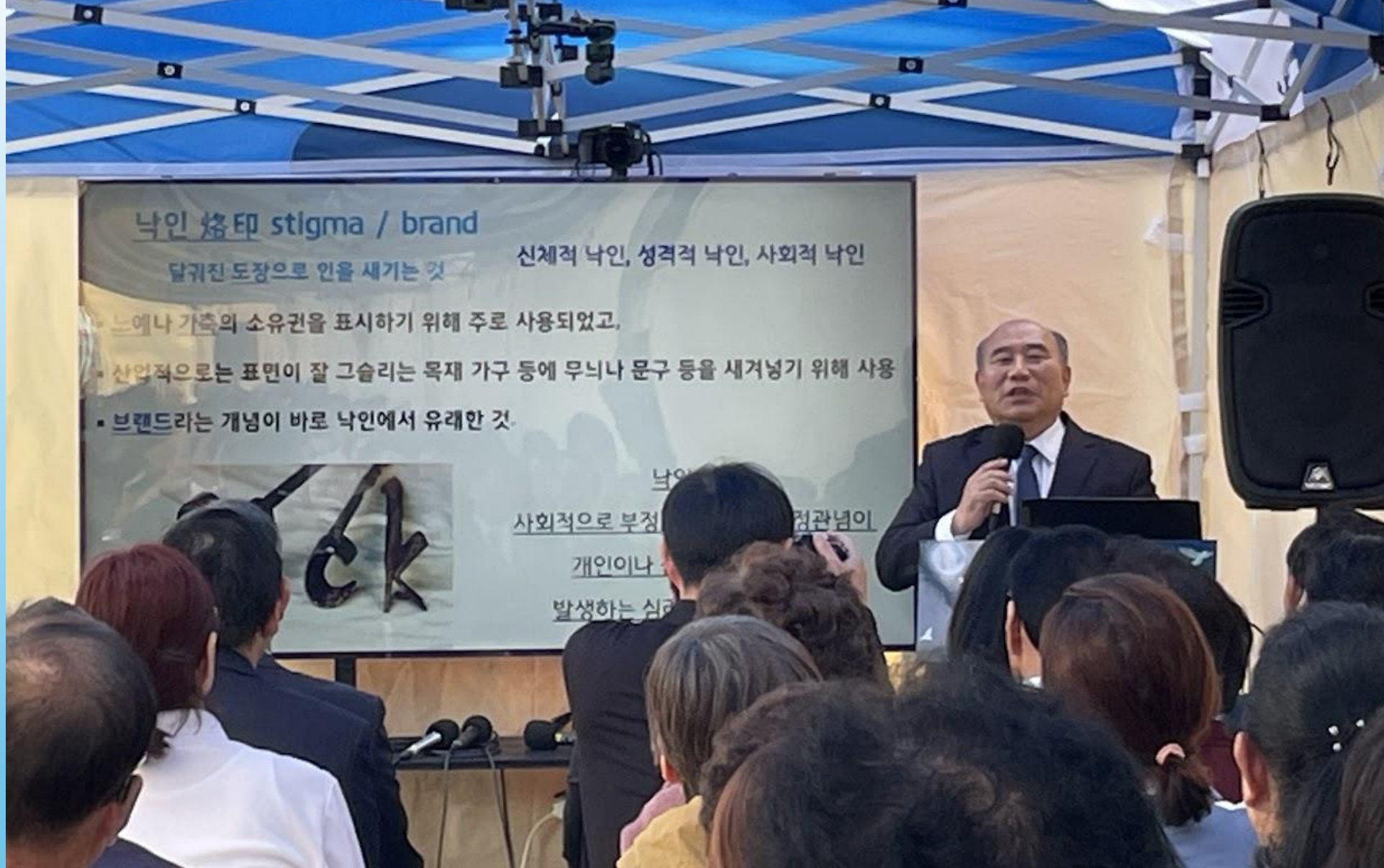
And a place to testify about True Parents' life and



Visitors are invited to browse the literature table



Friday afternoon Chanyang session



A lecture from the local pastor. Everything in Korean!



There have been two devotions a day;  
2pm-5pm (lightly attended) and 10pm-1am



On weekday the evening devotion is broadcast live from Cheongpyeong (in Korean, of course.)



The Devotion Tent holds about 120 people



Usual round of prayers, Aboji, Omoni  
and calling out prayer



At 1:30am after the devotion, it's a brisk walk back to a local hotel along now-deserted streets

# Getting to CP from the Detention Center

- By public transport, it takes about 2 hours
- Take the Number 4 Subway Northbound
- Change at Sadang (about 20 minutes) to the Number 2 (circle) line in the direction of Seoul National University and get off at JAMSHIL
- At Jamshil , you need to find the bus stop for the 7001 bus which goes all the way to the Magnolia Hospital. It is opposite the Lotte Theater (and is different from the place where the 7001 bus terminates when you come down from Cheonpyeong