


Traditions: Shim-Jung Holy Candles


Nancy Nieland Barton from Rev. Chung Hwan Kwak's instructions
1984



This is a revised version from the Winter 1981 issue of the Blessing Quarterly. More in-depth clarification of the history and use of shim-Jung candles is forthcoming in a book of traditions that will be published in the near future.

On January 5, 1966 at 10:00 a.m., Father gathered ten leaders of the Korean church and blessed one candle and one box of matches for each of them. These candles he referred to as "Shim-Jung" candles. At that time, Father explained that the candles could be burned by us whenever we wanted to do a special prayer condition, were going through extreme difficulties or needed extra defense against Satan's power.

He also told us that such candles could be used at pledge services and at the ceremony to begin married life. Based on Father's victory, God was able to give incredible assistance when we lit these candles and prayed.



Who may obtain a candle

Father gave such candles to the 36 Couples and asked us to multiply them for our members; however he advised us to be careful in selecting the proper time to allow our members to inherit such a tradition. For example, it is best not to pass on such a tradition to someone who is very young in the church or who has constant wavering of faith. He suggested that a minimum of several years attendance to our True Parents is a good gauge. Now that the majority of our spiritually older members are engaged and blessed, perhaps this is also a time to allow the tradition to be passed on.

How to Multiply Candles

Once a person has a candle, he can make more as he needs. It is suggested, however, that he never completely burn his original candle but save it to make more.

Three new candles can be made at a time. Therefore, to prepare, an individual should purchase three new candles as well as three new boxes or books of matches.

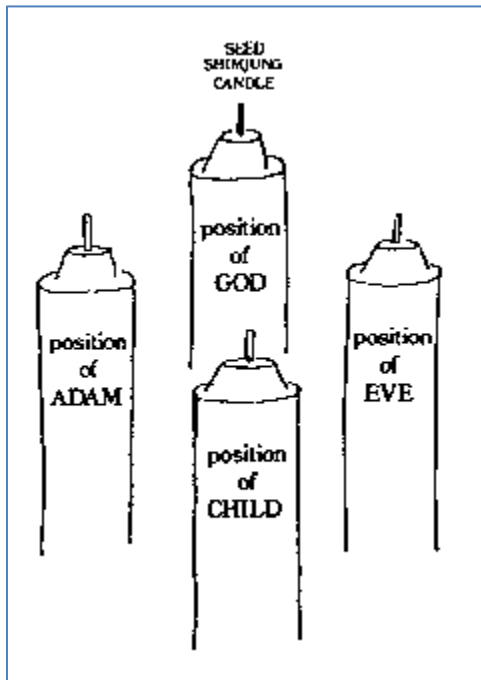
The candles must be new but shape does not matter. White or yellow are generally the more acceptable colors. Holy salt the candles and matches and bless them after the same fashion Father used (described below).

The candles should be arranged in a four position foundation representing the positions of God, Adam, Eve, and child. The candle representing God's position should be lit and then transferred from Adam to Eve to child positions. Then the original candle should be placed in God's position once again.

As the candles burn the prayer should be:

"The purpose of this prayer is to multiply the Shim-Jung candles. Therefore, as You work here, let a holy atmosphere be created. As they burn, let the light be extended. Under Your name and the name of our True Parents, I want to multiply this original candle. Work here according to their benefit and power and multiply them. When they are lit, spread a heavenly atmosphere.

The candles should be extinguished in the same order as they were lit, ending with the original candle.



Birth Dedication Candles

After the 36 couples began their married life, True Parents blessed separate candles which each couple could use during the birth of their babies.

Only one individual representing the couple needs to receive a candle from a church elder. Only blessed couples should be given these candles; matched couples should wait until they have gone through the blessing ceremony. An elder of the church would follow the same type of prayer ceremony when passing on this tradition as in the Shim-Jung candles.

As with the Shim-Jung candles, new long candles (about 10 or 12 inches and preferably white or soft yellow) should be purchased as well as matches. These materials should be holy salted to prepare them for use.

To avoid using up your original birth candle, your original candle could be multiplied in the same way as a Shim-Jung candle. Then one of the newly multiplied candles could be used as a central candle.

Process for Use During Birth

Seven candles should be lit to await the birth of a child. The one holy candle is the seed candle. It should be lit first, and then used to light the other candles. This should be the main candle of all seven candles.

Someone at the couples' home should be prepared to light the candles and as many people as possible should pray while the mother is in labor. It is impossible to do this in the hospital. (This does not necessarily mean the very moment that the mother goes into labor because it is not possible to determine how long she will be in labor.) There is no specific prayer content. The use of this candle makes a holy environment to be created for the birth of the blessed child. After the baby is born the candles can be extinguished. Traditionally this is done by pinching the flame between the fingers.