

CENTENARY TOOLBOX

JUNE 20, 2020

EUME
Centenary Committee



SUN MYUNG MOON



FROM
KOREA
TO THE
WORLD

In late 2019 at the Frankfurt Book Fair and when True Mother visited Albania, a new series of posters designed by Achim Pock were exhibited publicly.



Also, in February 2020, in Korea, there was an Exhibition at the KINTEX and the World Peace Centre.



It was our Regional Chair Dr Michael Balcomb's idea to use these excellent posters in a series of exhibitions to celebrate True Father's Centenary year and the 60th Holy Wedding Anniversary across Europe and Middle-East, as a basis for True Mother to be welcomed in our continent again. This vision was expressed in the UK. In different communities we set about developing plans across the nation for our localities and beyond. The goal was 100 exhibitions in UK.

Just then the Coronavirus Lockdowns arrived!

Dr. Michael Balcomb then put together a Centenary Committee and moved the posters on-line instead. The Committee started to collect up different material for on-line use, and the result can be seen on www.smm100.org and www.legacyoflove.org . Latterly we've moved into social media. Many of you have contributed to spreading this precious resource and information, by sending links to friends, contacts and family, and have also helped the Committee immensely with your feedback. We are so grateful for those of you who stepped up with technical knowledge, translation help, marketing advice, and with communicating your likes and dislikes.

Now the Lockdowns are slowly opening up again. On the other hand, the Centenary year is marching on rapidly and the beautiful posters still have not had much of a public airing. There is still a chance to make a public mark for True Father's Centenary and the 60th Holy Wedding Anniversary across EUME.

In Albania, Austria, Germany, Israel, Scotland and UK they've made a beginning already. In Linz for example they organized a 3-day exhibition in their Old Town Hall foyer. Inspired by their example, and also by our own research into local possibilities, the Centenary Committee decided to spread these first experiences to give you ideas for your local Centenary work. We wanted to offer concrete ideas about following their example, or also, by showing alternative ways in which anyone can make a Centenary mark with hard copy posters in their locality.

The material presented here consists of ideas and ways you could find helpful.

If you have questions or suggestions, please write to Sallyann Franklin: sg4arts@yahoo.co.uk

A great thank you to all those who worked under the guidance of Dr & Mrs Balcomb to create this material: Sallyann Franklin (UK), Gudrun Hassinen (Finland), Knut Holdus (Norway), Jean-François Moulinet (France), Achim Pock (Germany), Victor Rengnez (France), Peter Staudinger (European Office) and Mateo Ziko (Albania).

WEBINAR EXHIBITION TOOLBOX IDEAS

We suggest three different levels, depending on the space you have available.

LEVEL I

(Formal Exhibition Spaces)

We think of this Level as a **‘formal exhibition’**, in the sense that it’s usually held in a rented venue and will be organised like an art exhibition. Posters will be hung around walls, and visitors will come in independently (or invited) to look at the pictures and to participate in any other activities offered.

Here is the opportunity of a formal Opening, of offering ‘tours’ of the exhibition, of holding readings or performances, inviting speakers on different themes/topics, offering merchandise (selling posters or other material perhaps), and formally drawing attention to your exhibition in Press releases or different types of invitations. People are needed to organise all these aspects, and also to tend to the exhibition and visitors at all hours it’s open. It’s a very public display of the organisation and the rewards can be much greater than on a smaller level. You need a good budget and very careful organisation.



Exhibition at the time of True Mother’s visit to Albania in 2019.





Exhibition in Israel, in January 2020.



Exhibition in the Interfaith Scotland, Flemington House, Glasgow.

A testimony from Scotland:

The exhibition was held at, Interfaith Scotland, Flemington House, Springburn, Glasgow, G21 4TD on February 26th 2020, just before Covid lockdown.

We used 6 roll up posters, which are on stands, 6 different display tables for literature featuring, FFWPU, WFWP, UPF and local activities. We had a video screen for running videos during the day.

We also offered tea, coffee or soft drinks to guests who wanted to stay a little longer and chat.

The exhibition did not attract so many guests, as the location is not in central Glasgow. However, it was a good rehearsal and helped us to plan for the future.

We hope to have in future exhibitions, a presentation with video and a guest speaker(s) e.g AFP or supportive contact for some years. Either in the middle or at the end of the exhibition.

Oliver Lane, oliver.lane@btinternet.com





Exhibition in Hamburg, Germany, in February 2020.



Linz, Austria, May 27-29, 2020, 3 days from 9am – 6 pm.

A testimony from Linz, Upper Austria:

Every two hour one or two brothers and sisters serving as attendant in the exhibition.

Direct witnessing to the leaders and personnel of the government maintenance staff who set up the exhibition presentation walls. (4 Autobiographies personally given)

Witnessing to Tourist and Tourist guides who came to view the famous 3 D picture of the whole city of Linz on the floor of the Foyer Hall.

Direct witnessing to the city government staff (many of them passed by several times a day or during our exhibition).

Reaction from brothers and sisters:

Good to send digital information and the contacts and relatives can at home have a look at the online exhibition in English and German. Some distant members came which we long time did not see.

Next exhibition is fixed for 23. – 25.11. 2020 and evening event on 25.11. 7 p.m. in the Municipal council hall in the same building as the exhibition

Costs:

139 Euro a day rent Foyer in the Municipal Government = 417 Euro

20 A0 Posters 200 g paper, plus 2 A1 posters and 4 60x80 for our local prov. organisations = 402,46 Euro

7 Posters plus first edition own design in our local center printed on rigid foam, displayed since Nov. 2019 = 550 Euro
 Altogether = 1369 Euro

They got a free advertisement https://www.meinbezirk.at/linz/c-lokales/100-jahre-rev-moon-fuer-den-frieden-in-der-welt_a4075188#gallery=null (367 000 readers in Upper Austria)

Bogdan Pammer, Hans Brunnbauer hansbrunnbauer@gmail.com

LEVEL 2

(Centre)

We think of these as **Centre ideas**. But they could also be focussed on a 'home' venue which has capacity for several guests, or this could also be a rented venue, church hall, library, civic venue. The key for Level 2 is having any venue where you can invite multiple guests, and where you can provide 'talk-type' information and at least some personal presentation – but perhaps not use all the posters, and not give formal lectures. This Level could also be presented as a series. A series could also end in great festivity towards the end of the Centenary, but food/refreshment could also be served as part of any of this type of presentation. The Centenary is an occasion to 'celebrate'.

If you have a rented venue, or even a donated venue, you need to think very practically about how your posters can be hung in this situation – what the venue will accept. Or you could import your own system of movable frames.

Centres often have surfaces on which they can mount an exhibition inside the venue. They did this in Lancaster Gate and South London Community. But posters can be hung or attached on windows facing outwards, on boards or walls outside a venue – you need to think practically about how people will see your exhibition. If it's not safe to hang externally, you may be looking at sending invitations rather than just attracting people by what they see. However, the soul of an exhibition is that 'it catches your eye' and that you attend because it's attractive to you. It speaks to your heart, and the exhibitor has to think of that when deciding how to exhibit.



A testimony from South London:

We had planned an exhibition on Saturday 21st March. Leaflet was all printed. We closed our Peace Embassy according to True Mother's direction one week earlier. It was such a disappointment.

We have exhibited all the posters in our entrance hall. They will remain up the whole year.

For the specific exhibition 21st March, we had planned to focus on 5 themes: God, Family, Peace, Culture and True Father in Britain. We were 5 members working on it, taking responsibility for one area each. We researched a lot of material from Today's World and were working on putting different articles, stories and pictures together. We were going to display it on exhibition boards and tables. We have also a variety of books, literature and various programs/leaflets to complement the exhibition.

We were inviting UPF contacts, WFWP contacts, friends of members and were going to leaflet in the area. We hope we can still have an exhibition sometime later in the year.

Cecilie Fortune, ceciliefortune@gmail.com



Deciding on positioning and frame sizes.



The poster on the right shows the 118 couples Blessing in 1978 which took place in the Ballroom of this building.

A Testimony from Lancaster Gate, London, UK-HQ

We are blessed to have a beautiful building like 43 Lancaster Gate. It is the hub of many kinds of events. As a result of this we are able to welcome many friends and guests. It just makes sense to have an exhibition for them to view and learn about True Parents life.

This style of building provides us with plenty of wall space which will now be used to hold a permanent exhibition of True Parents life. When researching the style of exhibition that would best suit us, we decided on the use of “**snap-frames**” which are easy to open and close and change posters to suit an event. They are available in a variety of sizes from A0, A1, A2, A3, A4 and various colours and are very cost effective.

Since we have very active UPF, WFWP and BCLC chapters here in London, this leads to hundreds of visitors to Lancaster Gate. Many of these hold prominent positions in society. **Now we can tailor the exhibition to suit the audience.** We are also considering the use of floor standing exhibits should there be a specific requirement.

Tom O'Connell, hq@ffwpu.org.uk



Exhibition in the Albanian HQ, March 1st, 2020, with Tirana community.

A short testimony from Albania

We made a plan to start in our HQ first and then build on the exhibition to bring to public places, like National Museum and University of Arts. But then we were quarantined.

The first exhibition was based on True Parent's visit in Albania on 2005. We showed some objects that they used here and the speech and different people, and there were about 60 members.

We have a brother who studied scenography and costume who did all the preparations for free, only the material costs it was about 20 Euro. But that it would be used again.

Then, because of the quarantine, we went on online. First, we translated the legacyoflove webpage into Albanian and have been using it and send the link to guests.

Promotional video:

<https://www.facebook.com/ffpbshqiperi/videos/536539216993741/UzpfSTQ3OTk3MjczNTQlNTcyODoyOTI4NTg5NzAwNTk0MDA3/>

<https://sq.thelegacyoflove.org/?fbclid=IwAR0pRnwyAebNYhK3sROms0bFIY3oTbxhHrLs96JmineypaUQfj5gxvPyfA0>

Also we are posting every week, and sometimes in daily bases parts from the autobiography of True Father in Facebook. We use also the banners that were prepared for that occasion.

<https://www.facebook.com/ffpbshqiperi/photos/a.516029061850095/2910778865708424/?type=3&theater>

Manjola Vasmatics, lola_laci@yahoo.com

LEVEL 3

(Individual and family levels)

We think of this level as one where it is difficult or impossible to do either of the other two Levels. Or perhaps you have to operate as a lone person, and can't do either of the above Levels. Here you need to get creative.

- Shop windows
- Supermarket boards
- Railway stations (perhaps paid advertisement cases/frames)
- Single frames or part of a wall in a civic library
- Local newspaper advertising (a few times the same basic Centenary poster, for instance)
- Municipal notice-boards
- Markets (in a market-stall, as a weekly series, or like a commercial exhibition of 'products') (or freely on movable stand(s) as with advertising)

The bottom-line here, which is available to everyone except the homeless: Use your own home and **stick up at least one poster** in your home where everyone who enters your house, or room, will see that True Father has a Centenary in 2020. Even if you feel it's provocative, try it!

A Testimony from Joyce Suda

During lockdown I used my time to contact guests and friends, sharing the Legacy of Love Link and explaining that this year we celebrate the 100th birthday of Father Moon. I also mentioned that even though many people did not accept him during his lifetime, they cannot deny his great works and achievements for world peace.

I received positive feedback from several people, which encouraged me to keep sending it to more people. I reached 200 and decided to send Tyler Hendricks beautiful DP links to those who responded really well... the Purpose of Creation and road map of life.

Then I started to contact my relatives with the same information. One cousin replied very positively and when I shared the DP link, this was his reply: Thank you for sharing. This philosophy is very true. The world would be a better place if everyone believed this.

During this isolation period I have written many prayer lists asking my Ancestors to put their focus, energy and prayer power on them. I do HoonDokHae with them every morning, then a "meeting" using the prayer lists with them.

I'm also connecting with Mother God all the time... since True Mother told us Mother God is now in control of this world and is bringing rebirth to mankind. So there is MUCH help and support from Spirit world now during this time of Cosmic change.

Let's feel free to inform people about our True Parents. We have nothing to lose and everything to gain.

Joyce Suda, hsuda34@hotmail.com

Few steps to help you to conceive and realise your events:

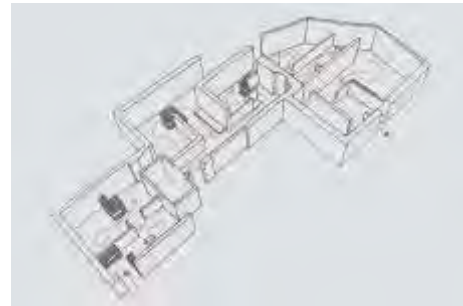
1. IMAGINE your exhibition

Where to install it?

When to install it? Establish a calendar.

How to install it? Make a sketch of your exhibition and of the equipment you need:

- Which posters do you want to present?
- Picture rails?
- Lighting?
- Exhibition catalogue?
- Booklet for children?
- Other printed material?
- Video projector?
- Computers to present the videos?



2. Before your exhibition: ADVERTISE it

- Who do you want to reach?
- Send a press release to targeted media?
- Create a press kit?
- Organize a press conference or a press preview?
- Organize individual preview visits?
- Offer interviews?
- Advertise in your local newspaper?
- Make posters about the exhibition?
- Derivative products: postcards, book-marks?
- Advertise on the Internet or Facebook?

3. DURING THE EXHIBITION

- Who will welcome the guests during the exhibition?
- Exhibition catalogue
- Individual visitors?
- Organize commented tours?
- Organize Group visits?
- Organize Young visits?
- Organize visits for Disabled public?
- Organize private visits to special people (VIP)?
- Special invitations – public relations?
- Will you organize side events lectures during the time of the exhibition?

4. AFTER the exhibition – FOLLOW UP

- Who will dismantle? And clean?
- Which kind of follow up?

The Centenary Team created several materials:

Online resources that you can share, like and comment:

- **WEBSITES:** www.SMM100.org ; www.thelegacyoflove.org with virtual visit!
- **FACEBOOK:** <https://www.facebook.com/thelegacyoflove>
- **INSTAGRAM:** <https://www.instagram.com/legacyoflove2020/>

On <http://www.familyfed.de/smm100-materials.html>, we propose material for **17 units**, that followed the order of the Exhibition Catalogue and that you can use together if you have enough space, or in small groups or **individually**.

- **More than 20 different POSTERS** relating to True Father's Autobiography and True Mother's recent initiatives.

They exist already in **9 languages** and they all have a QR Code with a recording.

You will find two files of each poster in the folder (PDF and JPG).

PDF is for print (DIN A4 up to A1)

JPGs can be used for Websites, Facebook, WhatsApp, E-Mail (for example: in the city of Bologna (Italy) they did a website: www.centenarioreverendosunmyungmoon.cloud.)

You can ask from a local printer or companies such as: <https://print24.com/uk/> to print them for you in the size you like. You can also find frames on Internet:

| | <i>Millimeters:</i> | <i>Inches:</i> | |
|-----------|---------------------|--------------------|---|
| A0 | 841 × 1189 mm | 33.1 × 46.8 inches | For larger rooms, we recommend A0 or A1 |
| A1 | 594 × 841 mm | 23.4 × 33.1 inches | |
| A2 | 420 × 594 mm | 16.5 × 23.4 inches | Good to put on a wall in your apartment |
| A3 | 297 × 420 mm | 11.7 × 16.5 inches | |
| A4 | 210 × 297 mm | 8.3 × 11.7 inches | Good to include in a "Press Book" |

- **ROLL UPS** (to display in a room for example during a meeting or Sunday Service, or at the entrance of your Exhibition)
- **POWERPOINT PRESENTATIONS** that relating to topics of the posters. They can be used as an automatic slide show or be presented by a lecturer. You can very easily customize them by adding more slides on your local activities and/or by translating them.

- **VIDEOS.**

Confucius have said, "A picture is worth a thousand words".
We can add that a video is worth more than a thousand photos!

So we created the YouTube Channel :

https://www.youtube.com/channel/UC_m0lb84SdiOVee3eVndWbg?reload=9

Through videos such as:

<https://www.youtube.com/watch?v=fHohe5eKC-Y>

or <https://youtu.be/iSsXDZ3yddM>

the visitors can be surprised and have a direct experience with True Parents.

There are videos in English, French and German.

- **LOGOS / WEB BANNERS**

they can be used as Email signature / to advertise the website / in letterheads ... you are creative!!!



- **INSPIRATIONALS**

small inspirational picture-quotes with True Parents' words for daily social media outreach

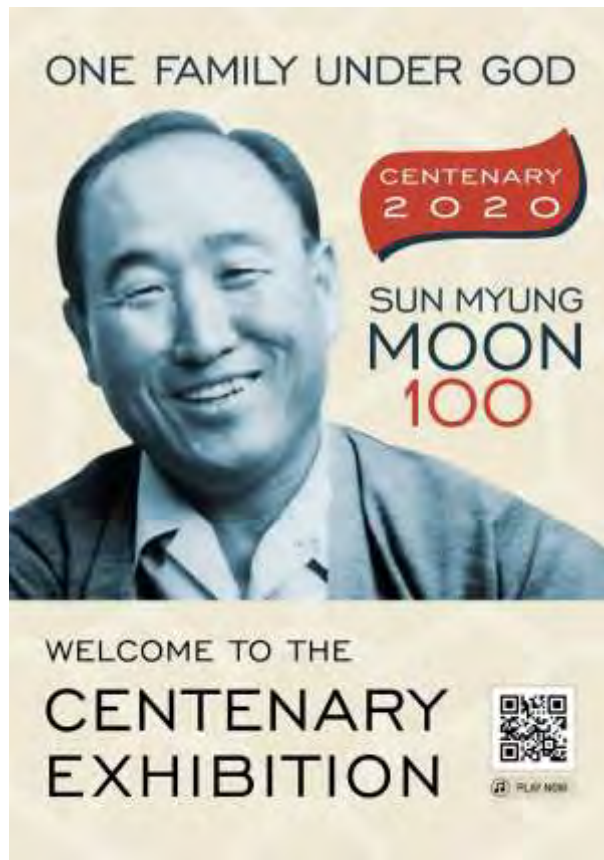
- **PUBLICATIONS:**

- the **Exhibition Catalogue** <http://www.familyfed.de/exhibition-booklet-order.html>

- Flyers: <https://drive.google.com/file/d/1wg4fiNuoooGeQKKW6V4szQ3uxvSSyky4/view>



Unit I: INTRODUCTION




Poster 01

or **Roll-up** (vertical banner) that you can use for example during the Sunday Service each week.



Unit 2: FATHER SUN MYUNG MOON'S LIFE

BETWEEN FEAR AND INSPIRATION RECEIVING A SPECIAL MISSION FROM JESUS CHRIST



EASTER MORNING 1935

“It was the night before Easter in the year I turned sixteen. I was in Mount Myeodang in all night and begged God in tears for answers. Why had He created a world so filled with sorrow and despair? Why was the all-knowing and all-powerful God leaving the world in such pain? What should I do for my tragic humanity? I wept in tears as I asked these questions repeatedly.

“Early Easter morning, when I had spent the entire night in prayer, Jesus appeared before me. He appeared in an instant, like a gust of wind, and said to me, ‘God is in great sorrow because of the pain of humanity. You must take on a special mission on earth having to do with heaven’s work.’

“That day I saw clearly the sorrowful face of Jesus. I heard His voice clearly. The experience of witnessing the manifestation of Jesus caused my body to shiver violently, feel a quaking, as though something in a carping frenzy. I was simultaneously overcome with fear so great I felt I might die and, grateful to profound I felt I might die. Jesus spoke clearly about His work. I would have to do. His words were extraordinary, having to do with saving humanity from its suffering and bringing joy to God. My initial response was, ‘I can’t do this. How can I do this? Why would you ever give me a mission of such paramount importance?’ I was truly afraid. I wanted somehow to avoid this mission, and I clung to His feet in His sorrow and wept uncontrollably.

Rev. Sun Myung Moon, The Way of Heaven (March 2008), 208

3

MY HEART FLOWS WITH A RIVER OF TEARS

Crown of Glory by Sun Myung Moon, 1935

When I look people, I feel pain
When I judge people, it is unbearable
When I hate people, there is no value in my existence.

If I believe, I am deceived
If I love, I am betrayed
Suffering and grieving tonight, my heart is my hands.
Am I wrong?

You are wrong
Even though we are deceived, still believe
Though we are betrayed, still forgive
Love completely even those who hate you.

Wipe your tears away and rejoice with a smile
Those who know nothing but love
And those who betray without regret.

O, Master the pain of loving
Look at my hands
Place your hand on my chest
My heart is beating such agony.

But when I see those who stand against me
Through victory
If you have done the same things
I will give you the Crown of Glory.



SUN MYUNG MOON
100th ANNIVERSARY 2020

4

SUN MYUNG MOON
100th ANNIVERSARY 2020 FROM KOREA TO THE WORLD

A KEY TO UNLOCK A GREAT SECRET




“I shared meals and slept with laborers in Tokyo, shared the grief of hunger with beggars, learned the hard life, and earned my doctorate in the philosophy of suffering. Only then was I able to understand God’s will as He works to bring salvation to humanity.”

Rev. Sun Myung Moon during his student years in Tokyo, Japan (1941-1943)

Rev. Sun Myung Moon, The Way of Heaven (March 2008), 208

5

A GRAIN OF RICE IS GREATER THAN THE EARTH



“The pain of hunger can only be known by those who have experienced it. It’s hard to believe that a single grain of rice can give such stimulation to the body, but when you are hungry you have such a longing for food that it makes you cry. When a person has a full stomach the world seems big, but to a hungry person a grain of rice is bigger than the earth. A grain of rice takes on enormous value to someone who is hungry.”


SUN MYUNG MOON
100th ANNIVERSARY 2020

Rev. Sun Myung Moon, The Way of Heaven (March 2008), 208

6



8



13

For this unit we can use:

- The Posters
- The PowerPoint presentation: *to be done*
- Videos such as:
 - The Life Course of True Parents Part 1 <https://www.youtube.com/watch?v=VobWDICKIek>
 - The Life Course of True Parents Part 2 <https://www.youtube.com/watch?v=OnLjBkXPTds&t=8s>
 - The Life Course of True Parents Part 3 <https://www.youtube.com/watch?v=-Hrx4vIMbkU>
 - The Life Course of True Parents Part 4 https://www.youtube.com/watch?v=T_Eb9_d1xB8
 - The Life Course of True Parents Part 5 https://www.youtube.com/watch?v=8vg_Tvi8YT0
 - The Life Course of True Parents Part 6 <https://www.youtube.com/watch?v=9J2Z2JEAyDM>
 - The Life Course of True Parents Part 7 <https://www.youtube.com/watch?v=8FbJRYsu8S0>
 - The Life Course of True Parents Part 8 <https://www.youtube.com/watch?v=ZIt-a74w-UAPublications>
 - <https://www.youtube.com/watch?v=fHohe5eKC-Y>
 - <https://youtu.be/iSsXDZ3yddM>
- Publications
 - True Father's Autobiography
 - True Mother's Autobiography

Unit 3: MOTHER HAK JA HAN MOON'S LIFE

For this unit we can use:

- We can use one or a group of the posters with True Mother on it (9 or 23).
- The PowerPoint presentation: *in preparation*
- Videos such as:
<https://vimeo.com/379058135>
<https://vimeo.com/403466639>
<https://youtu.be/hluc492MuAM>

Unit 4: BASIC TEACHINGS



2



25



26

For this unit we can use:

- The Posters 2, 25 and 26.
- The PowerPoint presentation: *in preparation*
- Videos such as: <https://youtu.be/1Tu9-9DIAHo>
- Publications:
 - 6 booklets on the Divine Principle
 - Divine Principle Books

Unit 5: MARRIAGE, BLESSING AND FAMILY



9

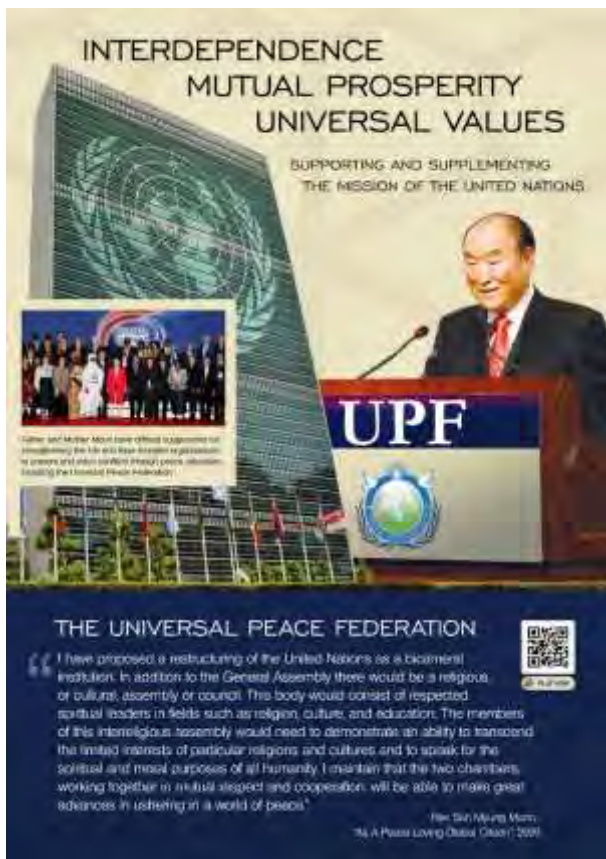


10

For this unit we can use:

- The Posters 9 and 10.
- The PowerPoint presentation: *in preparation*
- Videos such as:
 - <https://www.youtube.com/watch?v=IDoUtrAhHQQ>
 - https://www.youtube.com/watch?v=pku9aZ_IhU4
- Publications:
 - “More than Marriage”
 - Invitations to the Blessing

Unit 6: UPF, INTERDEPENDENCE, MUTUAL PROSPERITY, UNIVERSAL VALUES



20



23

For this unit we can use:

- The Posters 20 and 23.
- The PowerPoint presentation:
<https://drive.google.com/file/d/12BchSfmwf9HVnIS94GbHxy6z7nwvysyi/view>
- Videos such as:
 - <https://www.youtube.com/watch?v=wubi6PdA9e4>
 - <https://www.youtube.com/watch?v=yodPprSwQ8U>
 - https://youtu.be/-O4O3iZlQhg?list=UU_m0lb84SdiOVee3eVndWbg
- UPF Publications, Newsletters
- UPF Membership form

Unit 7: INTERRELIGIOUS COOPERATION



12



15

For this unit you can use:

1. The Posters: 12 and 15.
2. The PowerPoint presentation: *in preparation*.
3. Videos such as:
 - a. <https://youtu.be/Z4qHx7rLz6E>
 - b. <https://vimeo.com/94915870>
 - c. <https://youtu.be/S5hrFMeuJB0>
4. Publications: World Scripture I and II

Unit 8: WOMEN AS PEACE-MAKERS



21

For this unit you can use:

- The Poster 21.
- The PowerPoint presentation:
<https://drive.google.com/file/d/1IYDLmDdRCPcrXril5f6wHos18ARQ-efx/view>
- Videos such as:
 - <https://youtu.be/YLNccG2fEt8>
- Publications:
 - WFWP Newsletters
 - WFWP Membership forms

Unit 9: MEDIA

To be done

Unit 10: CULTURE AND THE ARTS

ANGELS OPEN A PATH THROUGH A DARK FOREST



40 years after the Korean War (1950-1953), the 100th anniversary of the Little Angels is all of it. It is 100 years after the Little Angels' story and after that was, bringing the Korean War era to children and making it known.

THE LITTLE ANGELS CHILDREN'S BALLET

"In 1963, we used the money we had saved to select seventeen children and form a children's dance troupe called the Little Angels. My plan was to have these children learn how to dance and then send them out into the world. Many foreigners knew about Korea only as a poor country that had fought a terrible war. I wanted to show them the beautiful dances of Korea so that they would realize that the Korean people are a people of culture. We could instill in us what we wanted that we were a people of culture with a five-thousand-year tradition, but no one would believe us if we had nothing to show them."

The Sun-Moon Museum
by A. Park-Lynn Global Citizen, 2009

7

SPORT IS A MEANS TO CREATE WORLD PEACE



PEACE CUP & FOOTBALL FOR PEACE

"When I met Pele, he laughed as he told me the story of a game in Africa. He said, 'I once played in Nigeria in Africa, but the country was at war then. How do you think we were able to play in a place where bullets were crashing all around?' The reality there was a chaos-free during the time that we played. That's when I realized deeply that football was more than just a sport where we kick a ball around. Football is a means shared by all people in the world for creating world peace. After that, I decided that I had to carry out a movement for world peace through football. I was so impressed with Pele in that moment that I firmly grasped his hand."



18

For this unit we can use:

- The Posters 7 and 18.
- The PowerPoint presentation: *in preparation*.
- Videos such as:
 - <https://youtu.be/DHQHbGjciu4>
 - <https://youtu.be/z6ZcP58WtnU>
 - <https://youtu.be/ahSMbDB92uU>
 - <https://youtu.be/eMxiXkDuadc>
 - <https://youtu.be/nBJ4NEizTg8>

Unit 11: KOREAN REUNIFICATION



14

For this unit we can use:

- The Poster 14.
- The PowerPoint presentation: *in preparation*.
- Videos such as:
 -
 -
- Publications:

Unit 12: THE ENVIRONMENT AND PEACE



For this unit we can use:

- The Poster 17.
- The PowerPoint presentation: *in preparation*.
- Videos such as:
 -

Unit 13: THE SUNHAK PEACE PRIZE



22

For this unit we can use:

- The Poster 22.
- The PowerPoint presentation:
<https://drive.google.com/file/d/1z8G9xWPyA7Bo3NWtfz1WNspUzjVLL0Yi/view>
- Videos such as:
 - <https://www.youtube.com/watch?v=LQGc7g99q0c>

Unit 14: PEACE ROAD



19

For this unit we can use:

- The Poster 19.
- The PowerPoint presentation: *in preparation*.
- Videos such as:
 - <https://www.youtube.com/watch?v=CEiVVzrvuWI>

Unit 15: EMPOWERING YOUTH LEADERS



24

For this unit we can use:

1. The Poster 24.
2. The PowerPoint presentation:
https://drive.google.com/file/d/1nBbNaGP0If_KPJAFibXD6_RqHcZu2kPP/view
3. Videos such as:
 - a. <https://youtu.be/kpPYUBCo3Vw>
4. YSP Publications
5. YSP Membership form

Unit 16: “PEACE STARTS WITH ME” FESTIVALS

For this unit we can use:

- A Poster: *in preparation*.
- The PowerPoint presentation: *in preparation*.
- Videos such as:
 - <https://www.youtube.com/watch?v=hKMZFZrHH18>

Unit 17: THE HEAVENLY PARENT'S HOLY COMMUNITY



11

For this unit we can use:

- The Poster 11.
- The PowerPoint presentation: *in preparation*.
- Videos such as:
 -
 -
- Publications:

CONCLUSION:

The Centenary happens **only once in anybody's life-time!**

So we encourage you to pray
and to do as much as you can!

If you have questions or suggestions, please write to Sallyann Franklin:
sg4arts@yahoo.co.uk