



Family Federation for World Peace and Unification

EUROPE & MIDDLE EAST

Stegstr. 40, 60594 Frankfurt am Main, Germany
Tel: +49-176-82695358 / euhq@ffwpu-eu.org

43 Lancaster Gate, London W2 3NA, UK
+1-914-3739671 / michaelbalcomb@ffwpu-eu.org

Dear Brothers and Sisters,

Many greetings from the Europe and Middle East Office.

The evaluation process to register at CheonBo has been finalized. With this memo we would like to introduce to you the guidelines how to apply and register as Heavenly Tribal Messiah Victors.

There are four documents which needs to be filled out and submitted electronically to htm@ffwpu-eu.org

Any questions related to the registration process can be forwarded to the same e-mail address.

1. Application Form for CheonBo Won Evaluation

The CheonBo candidate couple needs to fill out the first page of the application form on a personal computer. For the instructions to insert the picture of husband and wife and signature image, please refer to the CheonBo evaluation manual attached [Appendix 1: How to Create a Signature Image].

The reference number will be filled in by the European Office

Page two needs to be filled in by the local church leader, national and regional evaluation committee.

2. Certificate of Confirmation for the Completion of the Ancestor Blessing

The CheonBo candidate couple needs to log into the HJ Heaven and Earth CheonBo Training Center website <https://kr.hjcbt.org> and download the certificate for having completed their ancestor Blessing of 430 generations. Registration at the website is needed to download the certificate. The attached CheonBo evaluation manual explains how to do that.

3. Certificate of Confirmation for the Completion of the Tribal Blessing

The CheonBo candidate couple needs to request from their national or regional leader to sign the certificate to confirm that the Tribal Blessing of 430 couples is completed.

4. 'Certificate of Confirmation for the Blessing Donation Offering'

The Heavenly Tradition requires a donation from every couple receiving the Blessing.

The original international standard is \$2000 per couple but as a special grace the HTM standard is \$20 (1%). We encourage all HTM victors in our region to follow the standard of \$20. But in case the financial situation of the CheonBo candidate couple is exceedingly difficult a reduced pro-rata for poorer nations is possible. See document 5 attached.

The CheonBo candidate couple may donate on behalf of their tribe and it can be done over a period of three years. But the first instalment needs to be paid at the time of the registration. The CheonBo candidate couple can decide about the amount of the first instalment.

Donations can be made to:

Account Holder: FFWPU-Europe, Nassauerstr. 14, 65795 Hattersheim, Germany

Bank: Frankfurter Sparkasse, Alt-Sossenheim 25, 65936 Frankfurt am Main, Germany

IBAN: DE97 5005 0201 0200 6918 80

BIC: HELADEF1822

Purpose: HTM Blessing Donation

Or by PayPal to htm@ffwpu-eu.org

The 'Certificate of Confirmation for the Blessing Donation Offering' will be signed by the Regional Chair after the Blessing Donation Offering or its first instalment has been paid.

The registration process for all CheonBo candidate couples in our region should be finalized by mid-July.

Yours sincerely,

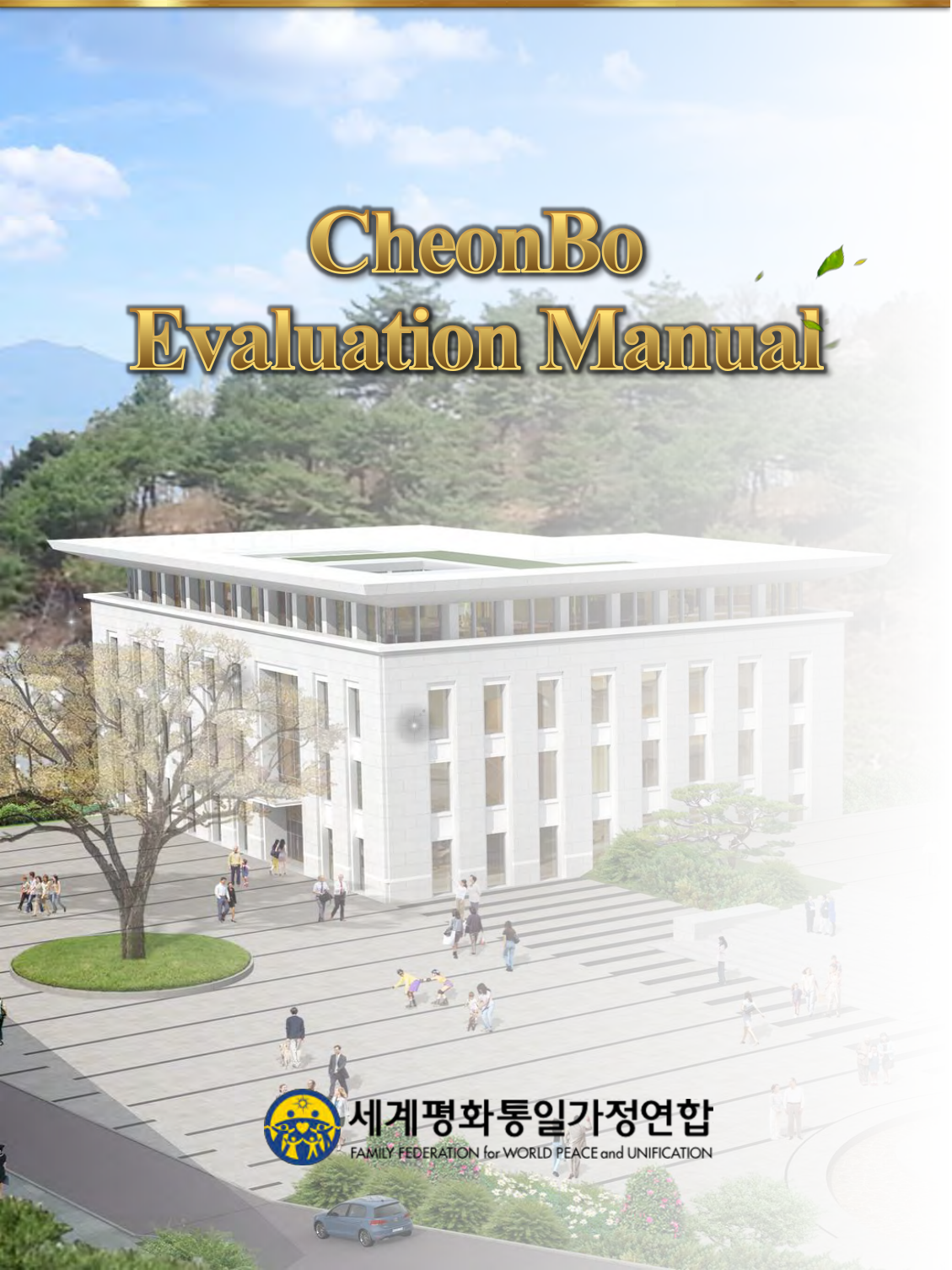
David & Patricia Earle

Directors HTM Academy Europe

Dr. Michael & Fumiko Balcomb, Chair

Heavenly Parent's Holy Community of FFWPU Europe and the Middle East

CheonBo Evaluation Manual



세계평화통일가정연합
FAMILY FEDERATION for WORLD PEACE and UNIFICATION

Content

1. Outline of CheonBo Evaluation
2. Guide for Applicants
3. Guide for Church Leaders
4. Guide for Evaluation Committee
5. Appendix
 - 1) How to create a signature image.



Outline of CheonBo Evaluation



Principle Significance of CheonBo

CheonBo

||

Heavenly Tribal Messiah Victors

+

A person who fulfilled the Purpose of Creation

A person who fulfilled the Purpose of Creation

- A person who fulfilled the Three Great Blessings
- A person who attained the divine-spirit stage, accomplished Four Great Realms of Heart and Three Great Kingships
- Filial child, patriot, saint, divine son or daughter
- A person who loves Heaven, loves humanity and loves his or her nation



Evaluation Process

Candidates

- Application form for CheonBo Evaluation
- Certificate of Confirmation for the Completion of the Ancestor Blessing
- Certificate of Confirmation for the Completion of the Tribal Blessing of 430 couples
- Certificate of Offering HTM Blessing Donation or Agreement of Offering HTM Blessing Donation

National
Evaluation
Committee

3 Members, Including National Leader

Regional
Evaluation
Committee

6-7 Members, Including
Regional Group Chair and Sub-
regional Director

International
Evaluation
Committee

- Sub-committee
- Main Committee

Classification	Content	Standard	Proof	Passed Evaluation
Ancestor Blessing	<ul style="list-style-type: none"> • Ancestor Blessing of 430 generation 	Completion	Certificate issued by the CB Training Center	‘Yes’ or ‘No’
Tribal Blessing	<ul style="list-style-type: none"> • Tribal Blessing of 430 couples • Blessing Donation 	Completion	Certificate issued by the Regional Headquarters	‘Yes’ or ‘No’
Basic Life of Faith	<ul style="list-style-type: none"> • Sunday Service • Tithing 	Level of Regular Member	Confirmation by Church leader	‘Yes’ or ‘No’
Other	<ul style="list-style-type: none"> • CheonBo Holy Wine Ceremony • CheonBo Registration Blessing Ceremony 	Participation	Confirmation by Church leader	‘Yes’ or ‘No’



Evaluation Schedule

Month	5	6	7	8	9
Schedule	8.60th Anniversary of True Parents' Holy Wedding			15. National Liberation Day	4. 8th Anniversary of True Father's Holy Ascension (HC)
Evaluation Schedule	Registration	Registration	Evaluation	Display Preparation	



Guide for Applicants




Application Process for Evaluation



Preparation of Application Form

- CheonBo Candidate Couples will fill in the first page of the Application Form on a personal computer.

Reference No. KR2020-

Application Form for CheonBo Won Evaluation

[Applied To]

Regional Group	Sub-region	Nation (District)	Church (City)	Blessing Group

[Family Detail]

Picture of Husband and Wife	Category	Husband	Wife
	Family Name (native language)		
	Given Name (native language)		
	Family Name (English)		
	Given Name (English)		
	Date of Birth		
	Date of Joining the Church		
Email			

[Evaluating Detail]

Classification	Checklist	Self-confirmation
Endowment Document <small>*If not attached, you are not eligible to apply.</small>	Certificate for Completion of 430 Answer Blessing and trial blessing	<input type="checkbox"/> Attached <input type="checkbox"/> Not Attached
Ceremony Participation	CheonBo Holy Wine Ceremony	<input type="checkbox"/> Participated <input type="checkbox"/> Month <input type="checkbox"/> Day Year <input type="checkbox"/> Absent
	CheonBo Registration Ceremony	<input type="checkbox"/> Participated <input type="checkbox"/> Month <input type="checkbox"/> Day Year <input type="checkbox"/> Absent

As above, I apply for the CheonBo Won Evaluation.

Month Day Year

Application Form for CheonBo Won Evaluation - 1 / 2

1

Applicant's name: Husband (signature) Wife (signature)

*This section below is filled in by the Church Leader

[Church Leader's Recommendation]

Basic Life of Life	Category	Confirmation	None
	Sunday Service	<input type="checkbox"/> Yes <input type="checkbox"/> No	
Special Note	Tithes	<input type="checkbox"/> Yes <input type="checkbox"/> No	

As above, I recommend the couple as CheonBo Candidate Couples.

Month Day Year

Church Leader's Name (English) (Signature)

Church Leader's Name (English)	Regional Group	Sub-regional Group	Nation (District)	Church

[Committee's Approbation]

National (Sub-regional) Evaluation Committee	Y2020Y1	Y2020Y2	Y2020Y3				
	Y2020Y4	Y2020Y5	Y2020Y6	Y2020Y7	Y2020Y8	Y2020Y9	Y2020Y10
Regional Evaluation Committee	Y2020Y1	Y2020Y2	Y2020Y3	Y2020Y4	Y2020Y5	Y2020Y6	Y2020Y7
	Y2020Y8	Y2020Y9	Y2020Y10	Y2020Y11	Y2020Y12	Y2020Y13	Y2020Y14
International Evaluation Committee	Y2020Y1	Y2020Y2	Y2020Y3	Y2020Y4	Y2020Y5	Y2020Y6	Y2020Y7
	Y2020Y8	Y2020Y9	Y2020Y10	Y2020Y11	Y2020Y12	Y2020Y13	Y2020Y14

[Evaluation Result]


Category	National (Sub-regional) Committee	Regional Committee	International Committee
Result	<input type="checkbox"/> Approved <input type="checkbox"/> Disapproved	<input type="checkbox"/> Approved <input type="checkbox"/> Disapproved	<input type="checkbox"/> Approved <input type="checkbox"/> Disapproved
Confirmation			

Application Form for CheonBo Won Evaluation - 2 / 2

2

- For the instructions to insert ① Picture of husband and wife ②③ Signature image, please refer to the CheonBo Evaluation Manual [Appendix 1 How to Create a Signature Image].
- For the Reference Number, Regional Evaluation Committee will fill in.

Reference No : KR2020-



Application Form for CheonBo Won Evaluation

[Applied To]

Regional Group	Sub-region	Nation (District)	Church (City)	Blessing Group

[Family Details]

<div style="border: 2px dashed red; border-radius: 50%; width: 40px; height: 40px; display: flex; align-items: center; justify-content: center; margin: 0 auto;"> 1 </div> Picture of Husband and Wife	Category	Husband	Wife
	Family Name (native language)		
	Given Name (native language)		
	Family Name (English)		
	Given Name (English)		
	Date of Birth		
	Date of Joining the Church		
Email			

[Evaluating Details]

구분	Checklist	Self-confirmation
Evidentiary Document <small>*If not attached, you are not eligible to apply</small>	Certificate for Completion of Ancestor Blessing of 430 generations in 8 lines	<input type="checkbox"/> Attached <input type="checkbox"/> Not Attached
	Certificate for Completion of Tribal Blessing of 430 couples	<input type="checkbox"/> Attached <input type="checkbox"/> Not Attached
	Certificate for completion of tribal blessing donation of 430 couples	<input type="checkbox"/> Attached <input type="checkbox"/> Not Attached
Ceremony Participation	CheonBo Holy Wine Ceremony	<input type="checkbox"/> Participated () Month () Day () Year <input type="checkbox"/> Absent
	CheonBo Registration Ceremony	<input type="checkbox"/> Participated () Month () Day () Year <input type="checkbox"/> Absent

As above, I apply for the CheonBo Won Evaluation.

Month Day Year
 Applicants' names: Husband (signature) / Wife (signature)

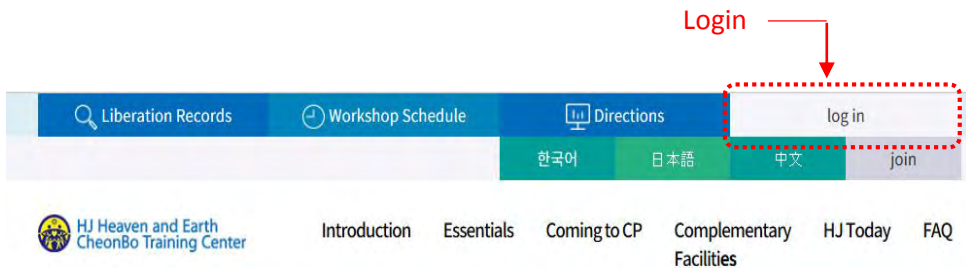
< Application Form for CheonBo Won Evaluation > 1 / 2

Regional Evaluation Committee will fill in Reference Number.



Certificate of Confirmation for the Completion of the Ancestor Blessing

- Log in to HJ Heaven and Earth CheonBo Training Center Website (<https://kr.hjcbt.org>)



- Enter your user ID/Password.
- If you don't have an ID/Password, please join the website first.

Navigation bar with links: Liberation Records, Workshop Schedule, Directions, log in, 한국어, 日本語, 中文, join.

Logo: HJ Heaven and Earth CheonBo Training Center

Menu items: Introduction, Essentials, Coming to CP, Complementary Facilities, HJ Today, FAQ

[log in](#)[log in](#)[join](#)

log in

Form with input fields for ID and Password, a Login button, and a Join button. Red dashed boxes and arrows highlight the ID/Password fields and the Join button.

LOGIN

Log in to gain convenient access to all of our services.
Not a member of Heaven and Earth Cheong Pyeong Training Center?

[Forgot your ID?](#) [Forgot your Password?](#) [Join](#)

If you don't have an ID/Password, click here to join.



- ① Click [Essential] button
- ② Click [My Ancestor Liberation and Blessing Record] button.

The screenshot shows the website interface with two numbered callouts:

- 1**: A red dashed box highlights the "Workshop Schedule" button in the top navigation bar.
- 2**: A red dashed box highlights the "Essentials" menu item in the top navigation bar, which has opened a dropdown menu. The "My Ancestor Liberation and Blessing Records" option is highlighted in blue within this menu.

The website header includes a search bar, "Liberation Records", "Workshop Schedule", "Directions", "log in", and "join" buttons. Language options for Korean, Japanese, and Chinese are also visible. The main content area features a large banner with Korean text and a list of menu items including "Introduction", "Essentials", "Coming to CP", "Complementary Facilities", "HJ Today", and "FAQ". The dropdown menu for "Essentials" lists various options such as "Ancestor Liberation and Blessing", "My Ancestor Liberation and Blessing Records", "Hyojeong Offering Paper", "Cheon Il Guk Hyojeong Won", "Pre-cremation Report", "Medical Angels", "My Past Workshop Records", "Registration for Summer 2gen Workshop", and "Registration for Workshop".

- Click the button [Send my record by email.]

조상해원/축복 이력

● 조상해원/축복 ○ 양계해원

회원구분 전체 ▼ 8월기화인증 제일방송

순번 해원종류 조상해원 ▲▼ 해원신청자 조상축복 ▲▼ 축복여부 원납여부

*English version of website is under development.

- Click [OK] button in the confirm message.
- Save the file sent to your registered email when you sign up.



*English version of website is under development.

Certificate of Confirmation for the Completion of the Tribal Blessing

- Request the [Certificate of Confirmation for the Completion of the Tribal Blessing] to the person in charge of your regional evaluation through your church leader.



Reference No. USA 2020-00

Certificate of Confirmation
Completion of the Tribal Blessing of 430 couples

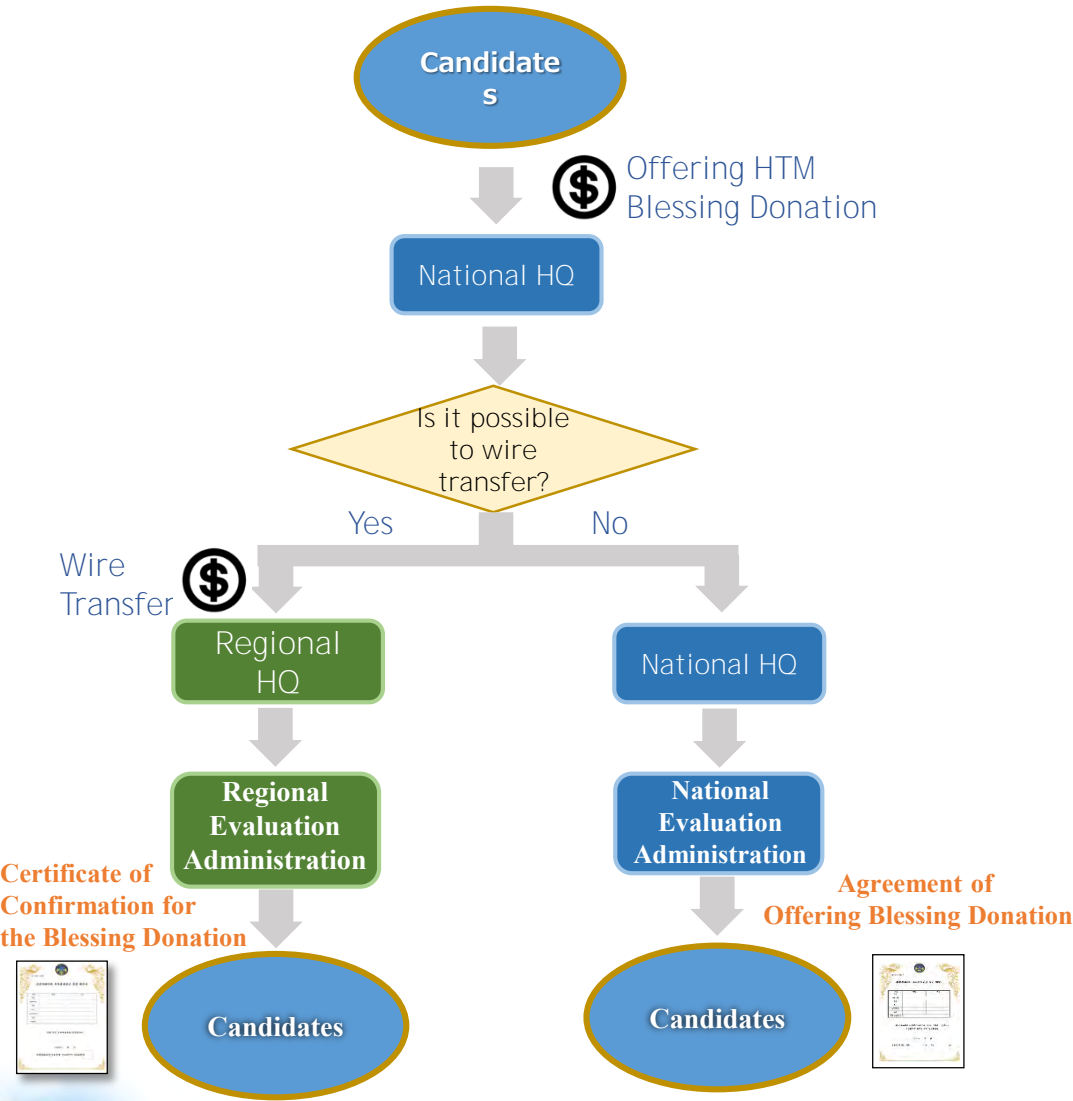
Category	Husband	Wife
Full Name		
Blessing Group		
Regional Group		
Sub-region		
District (Nation)		
Church (City)		

The husband and wife named above have completed the Tribal Messiah Blessing of 430 couples; and expanded the heavenly lineage. We hereby confirm that they have accomplished their Heavenly Tribal Messiah mission through the horizontal Blessing of their tribe.

Month Day 2020 Year

Family Federation for World Peace and Unification
(Regional Group, District/National Leader)

Issue 'Certificate of Confirmation for the Blessing Donation Offering' or 'Agreement of Offering Blessing Donation'



Guide for Church Leaders



- ① For confirming the basic life of faith such as attending the Sunday service and offering tithing, refer to the standards of a 'regular member' in your regional group.
- ② For the instruction to insert a church leader's signature image, please refer to [How to insert signature image]

For confirming the basic life of faith , please refer to the [Standard of a Regular Member]

[Church Leader's Recommendation]

Category		Confirmation	Note
Basic Life of Life	Sunday Service	<input type="checkbox"/> Yes <input type="checkbox"/> No	
	Tithe	<input type="checkbox"/> Yes <input type="checkbox"/> No	
Special Note		●	

As above, I recommend the couple as CheonBo Candidate Couples.

Month Day Year


Church Leader's Name (English):

② (Signature)

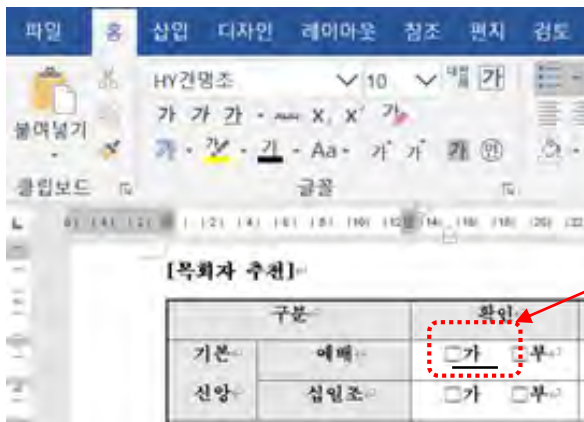
Insert church leader's signature image

Method of marking 'YES' or 'NO' for Basic Life of Faith

- ① Select 'YES' or 'NO'.
- ② Click the [Underline] icon. [Underline] icon



Ex. If you select 'YES'



Applying Evaluation

Candidates

- CheonBo Application Form
- Certificate of Confirmation for the Completion of the Ancestor Blessing
- Certificate of Confirmation for the Completion of the Tribal Blessing
- Certificate of Confirmation for the Blessing Donation Offering or Agreement of Offering Blessing Donation

Church
Leader

Fill in [Church leader's recommendation] of CheonBo Application Form

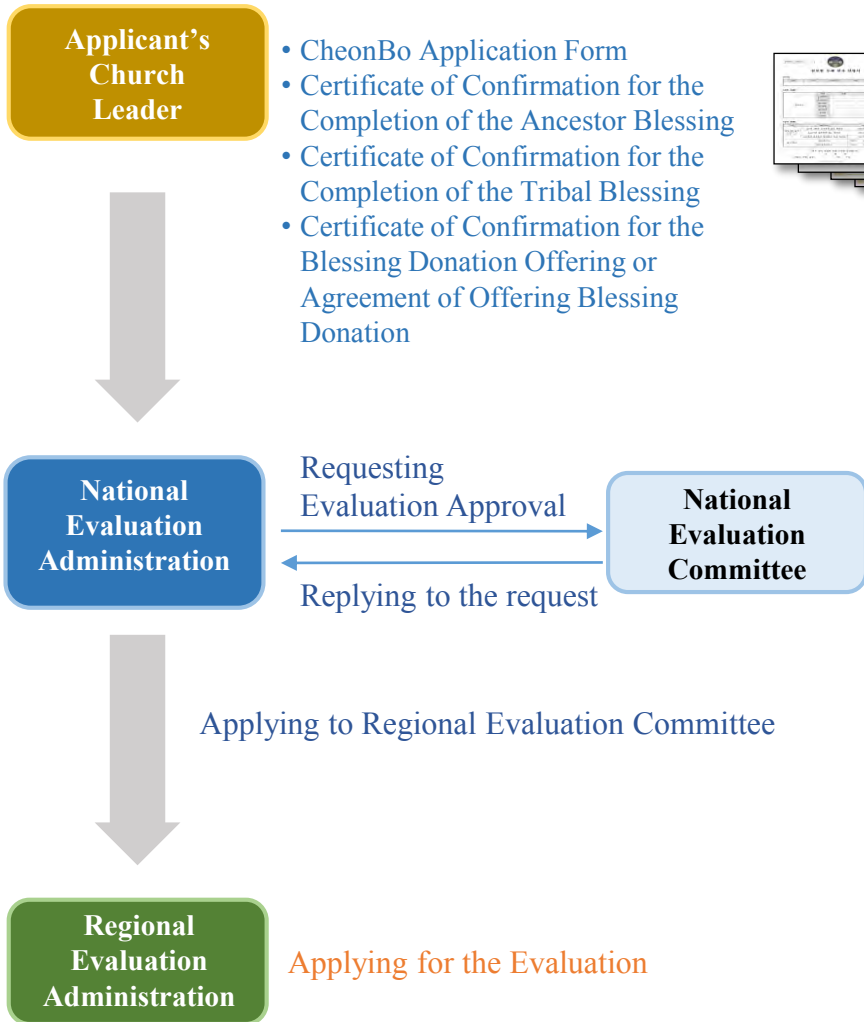
National
Evaluation
Administration

- CheonBo Application Form
- Certificate of Confirmation for the Completion of the Ancestor Blessing
- Certificate of Confirmation for the Completion of the Tribal Blessing
- Certificate of Confirmation for the Blessing Donation Offering or Agreement of Offering Blessing Donation

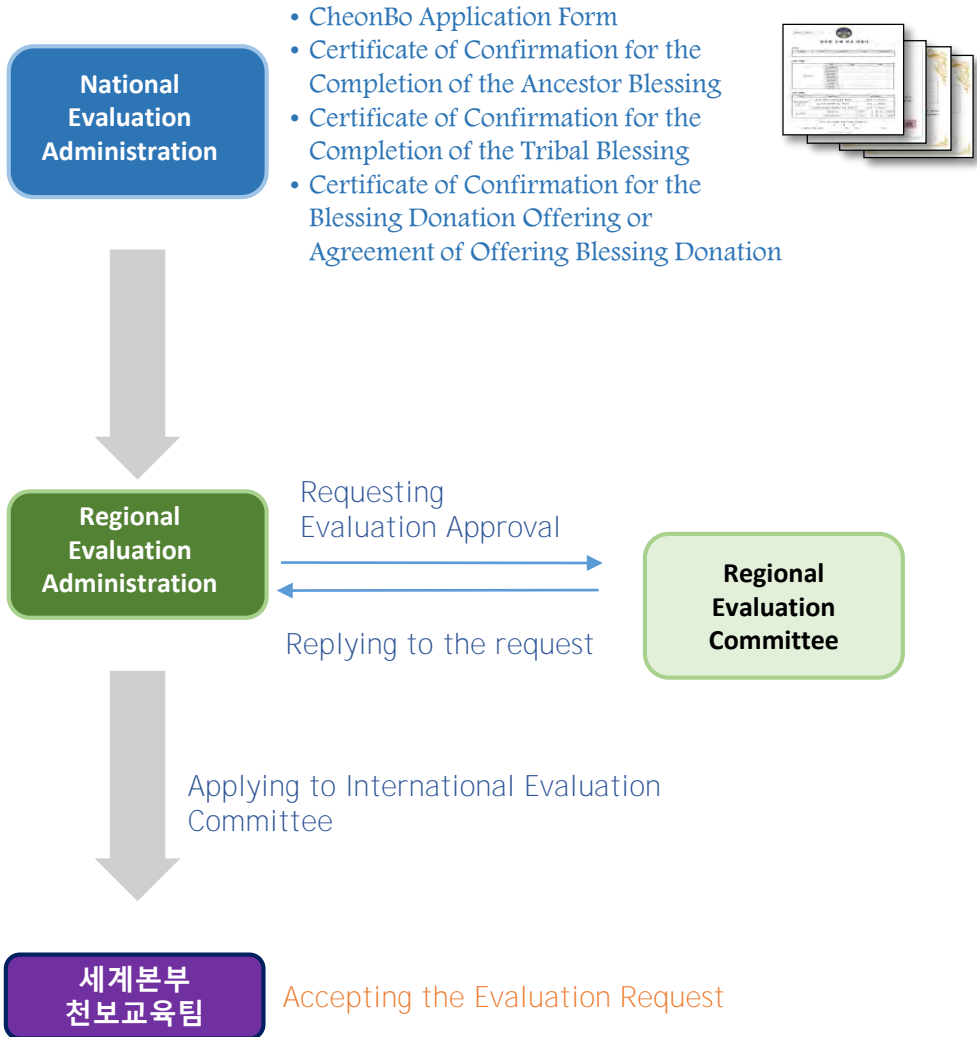
Guide for Evaluation Committee



National Evaluation Process




Regional Evaluation Process



Evaluation Administrative Work

- For the Standard of Evaluation, please refer to the [Guide for Evaluation Process for CheonBo Won Hall of Honor]
- Evaluate the CheonBo candidate couples by referring to ① [Evaluation Details] and ② [Church Leader's Recommendation]
- Enter the evaluation result in the application form ③ [Committee's Approbation]

Reference No.: KR2020-



Application Form for CheonBo Won Evaluation

Applicant's name: Husband (signature) / Wife (signature)

**This section below is filled in by the Church Leader*

1 [Evaluation Details]

Regional Group	Sub-region	Nation (District)	Church (City)	Blessing Group

[Family Details]

Picture of Husband and Wife	Category	Husband	Wife
	Family Name (native language)		
	Given Name (native language)		
	Family Name (English)		
	Given Name (English)		
	Date of Birth		
	Date of Joining the Church		
Email			

2 [Church Leader's Recommendation]

Basic Life of Life	Category	Confirmation	None
	Sunday Service	<input type="checkbox"/> Yes <input type="checkbox"/> No	<input type="checkbox"/> Yes <input type="checkbox"/> No
Special Note	Tithes	<input type="checkbox"/> Yes <input type="checkbox"/> No	

As above, I recommend the couple as CheonBo Candidate Couples.

Month _____ Day _____ Year _____

Church Leader's Name (English): _____ (Signature)

Church Leader's Name (English)	Regional Group	Sub-regional Group	Nation (District)	Church

3 [Committee's Approbation]

Classification	Checklist	Self-confirmation
Evidentiary Document <i>*If not attached, you are not eligible to apply</i>	Certificate for Completion of 430 Ancestor Blessing and tribal blessing	<input type="checkbox"/> Attached <input type="checkbox"/> Not Attached
Ceremony Participation	CheonBo Holy Wine Ceremony	<input type="checkbox"/> Participated (Year) _____ (Month) _____ (Day) _____ <input type="checkbox"/> Absent
	CheonBo Registration Ceremony	<input type="checkbox"/> Participated (Year) _____ (Month) _____ (Day) _____ <input type="checkbox"/> Absent

**Above to apply to the CheonBo Won Evaluation*

Month _____ Day _____ Year _____

[Evaluation Result]

Category	National (Sub-regional) Committee	Regional Committee	International Committee
Result	<input type="checkbox"/> Approved <input type="checkbox"/> Disapproved	<input type="checkbox"/> Approved <input type="checkbox"/> Disapproved	<input type="checkbox"/> Approved <input type="checkbox"/> Disapproved
Confirmation			

Application Form for CheonBo Won Evaluation > 1 / 2

Application Form for CheonBo Won Evaluation > 2 / 2

Entering the Committee's Approbation and Evaluation Result.

- Enter your name in ③ [Committee's Approbation], and mark the approval of evaluation with 'YES' or 'NO'
- The chair of Evaluation Committee (National Evaluation Committee: National leader, Regional Evaluation Committee: Regional Group Chair will fill in [Committee's Approbation], and mark 'YES' or 'NO' in ④ [Evaluation Result]

3

[Committee's Approbation]

National (Sub-regional) Evaluation Committee	Name	Name	Name				
	YES/NO	YES/NO	YES/NO				
Regional Evaluation Committee	Name	Name	Name	Name	Name	Name	Name
	YES/NO	YES/NO	YES/NO	YES/NO	YES/NO	YES/NO	YES/NO
International Evaluation Committee	Name	Name	Name	Name	Name	Name	Name
	YES/NO	YES/NO	YES/NO	YES/NO	YES/NO	YES/NO	YES/NO

4

[Evaluation Result]

Category	National (Sub-regional) Committee	Regional Committee	International Committee
Result	<input type="checkbox"/> Approved <input type="checkbox"/> Disapproved	<input type="checkbox"/> Approved <input type="checkbox"/> Disapproved	<input type="checkbox"/> Approved <input type="checkbox"/> Disapproved
Confirmation			

Method of Marking YES' or 'NO'

- ① Select 'YES' or 'NO'
- ② Click [Underline] icon

Date of receipt			Appli
Month	Day	Year	
[Committee's Approbation]			
National (Sub-regional) Evaluation Committee	Name	Name	Name
	<u>YES/NO</u>	YES/NO	YES/NO
	Name	Name	Name



Ex. If you select 'YES'

[Committee's Approbation]

National (Sub-regional) Evaluation Committee	Name	Name	Name
	<u>YES/NO</u>	YES/NO	YES/NO
Regional Evaluation Committee	Name	Name	Name
	YES/NO	YES/NO	YES/NO
International Evaluation Committee	Name	Name	Name
	YES/NO	YES/NO	YES/NO

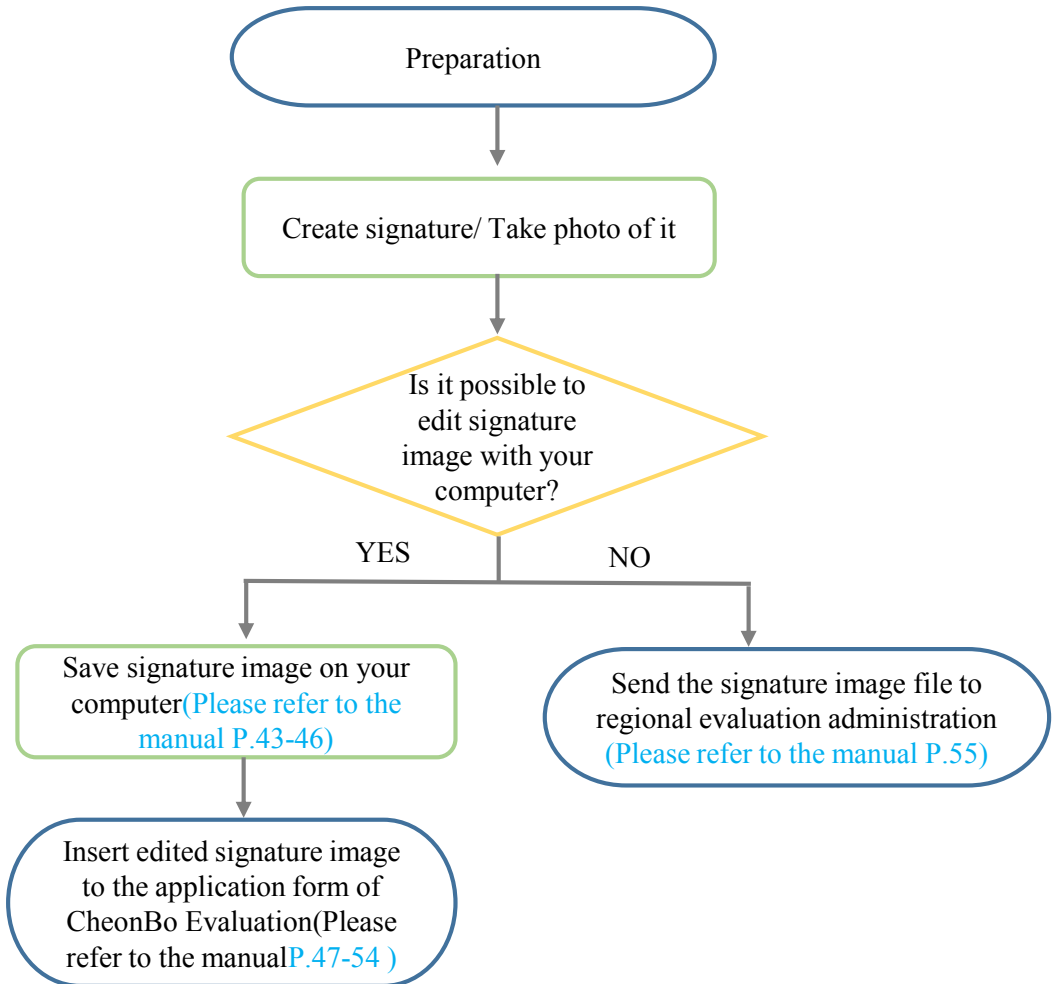
Appendix



1) How To create signature image



Outline of Creating Signature Image




Step1: Preparation

- A4 paper
- Black Marker(Medium or Bold)
- Mobile phone

Step2: Taking signature photo

- Write your signature on A4 paper (white paper) horizontally.
- Write your name under your signature.
- **'Signature + your name'** Taking full picture with a mobile phone.




Taking picture
of this part.



Step3: Editing the signature image on a personal computer

Send the signature photo taken on your mobile phone to your PC via SNS or Email.



① Send photos taken on your phone to your SNS/Mail

② Open the SNS/Email on your PC



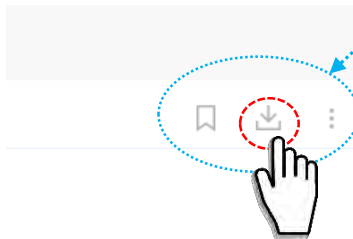


Save picture images sent to your SNS to your PC.

Ex. 



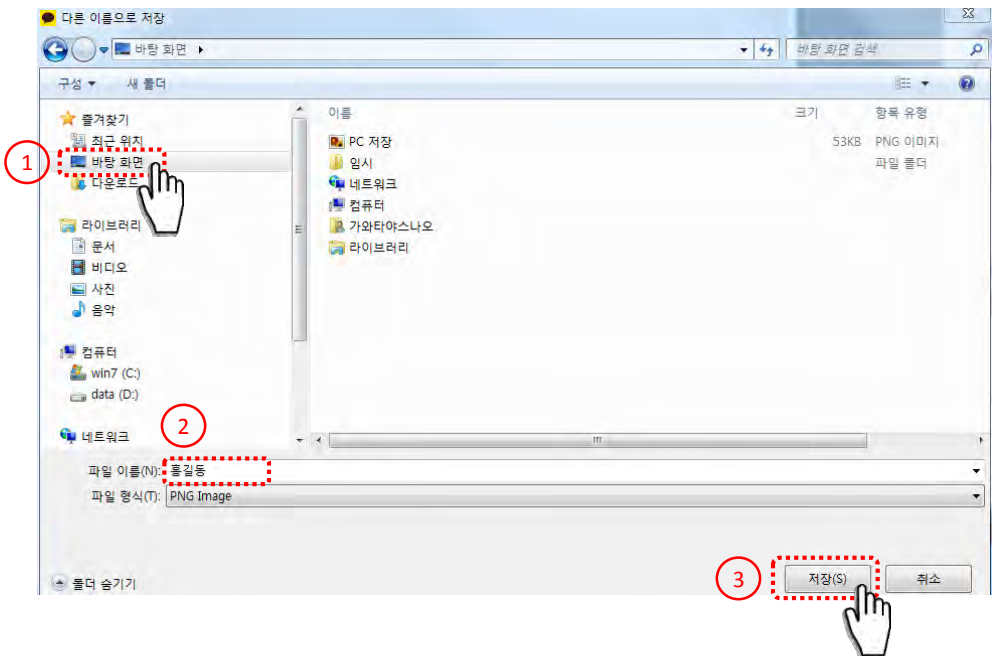
① Click the transmitted signature image (click once on the left mouse button)



② Click the 'SAVE' icon (click once on the left side of mouse)

Save a picture image to your desktop.

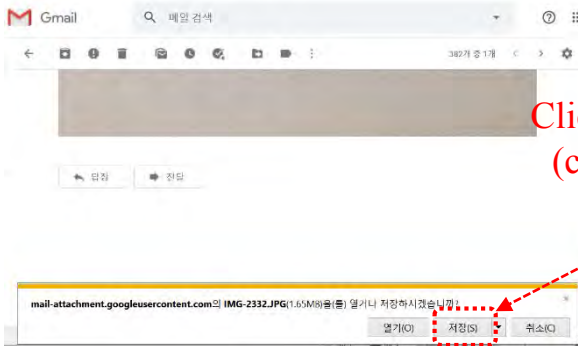
1. Click Desktop icon (click once on the left mouse button)
2. Make the file name with your own name
3. Click 'Save' button (click once on the left mouse button)





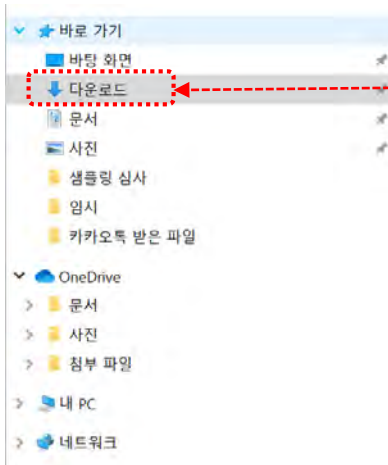
Save transmitted signature image to your PC

Ex.



Click 'SAVE' button
(click once on the
left-mouse)

The signature image is saved to 'Download'

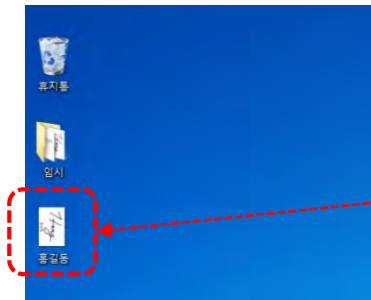


The signature image is
saved to 'Download'

Step4: Inserting the signature image to Application Form

Open a file of signature image stored on your PC

- Open the file saved on your desktop

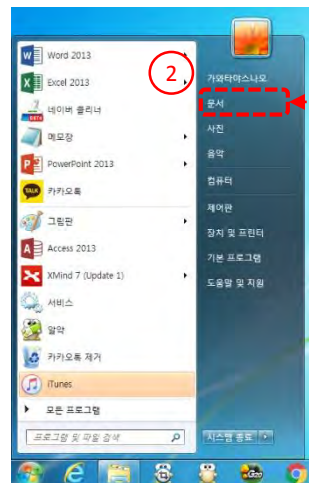


Click on a saved signature image file (Click twice left mouse button)

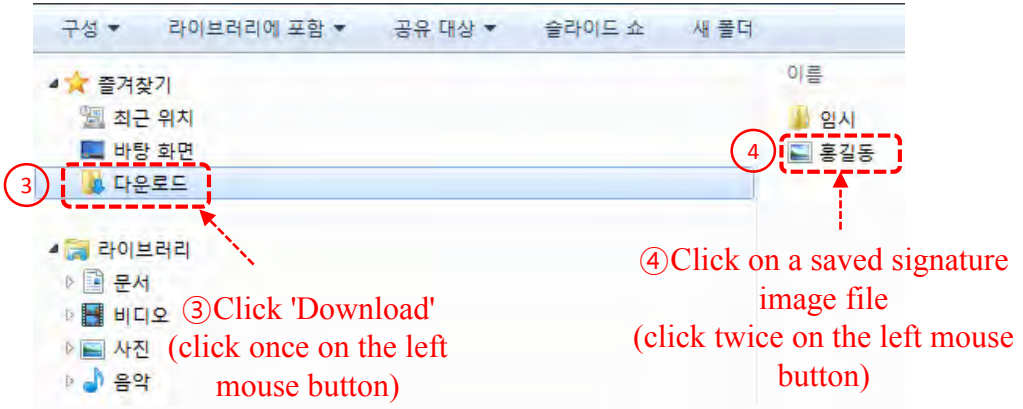
- Open the file saved on 'Download'



① Click Home button
(click once on the left mouse button)

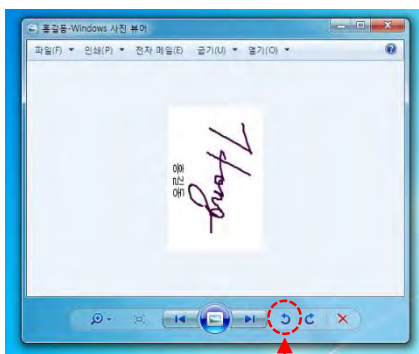


② ' Click 'Document'
(click once on the left mouse button)



Save a signature image horizontally

If the signature image is vertical, turn the image file to save horizontally



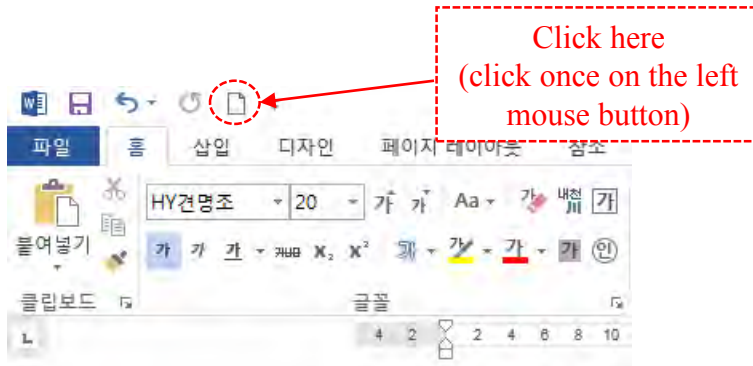
Click the left turn button (click once on the left mouse button)



Click the X button to save (click once on the left mouse button)

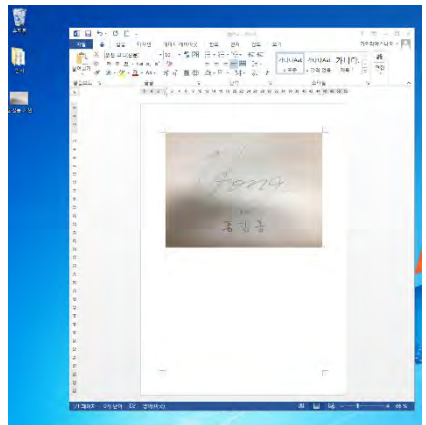
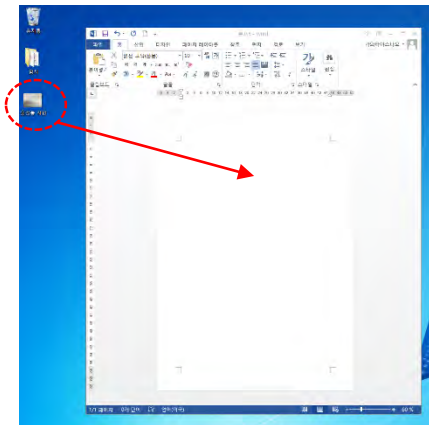


Click [New word] to open a new document



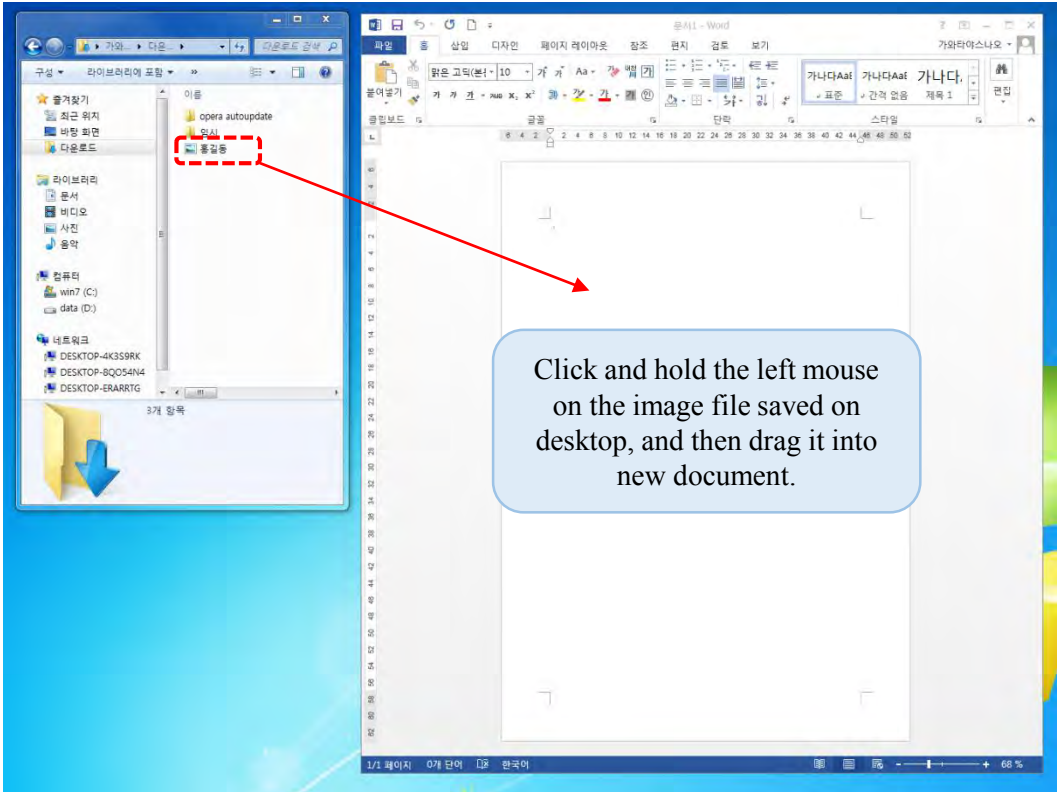
Insert a signature image saved on the
desktop/download into a new document

Desktop



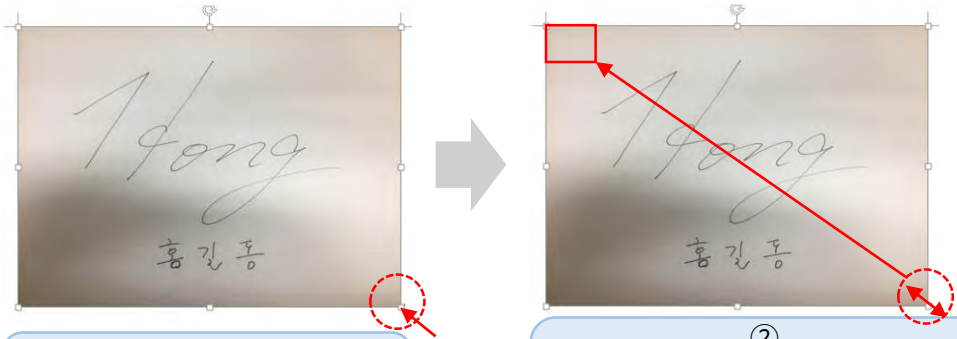
Click and hold the left
mouse on the image file
saved on desktop, and drag it
into new document.

■ Download



Click and hold the left mouse on the image file saved on desktop, and then drag it into new document.

Reduce a signature image inserted in a new document.



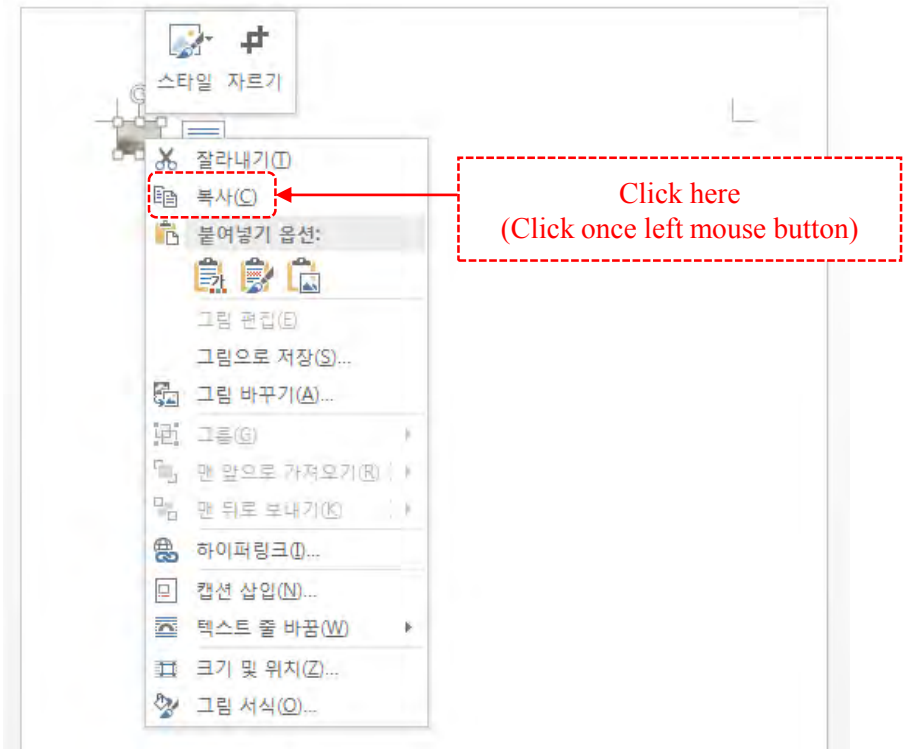
① Click the edge of image
(Click once left mouse)

② Click and hold the edge of
image and reduce it to signature
size of application form

- Copy the reduced signature image
 - Click the reduced signature image (Click once left mouse)



- Click once right mouse button
- Click 'Copy' button



Insert the signature image into the (signature) of the application form

Delete the letter (signature) next to the applicant's name

[Evaluating Details]

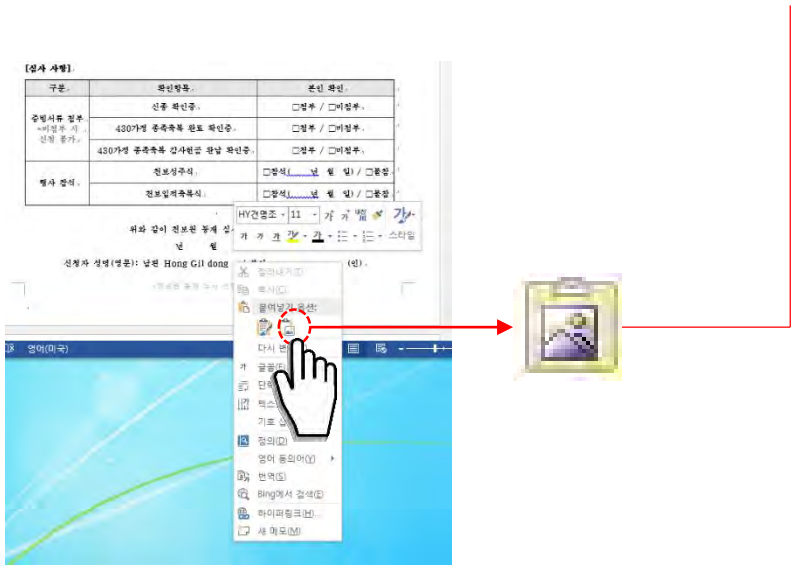
구분	Checklist	Self-confirmation
Evidentiary Document <small>*If not attached, you are not eligible to apply</small>	Certificate for Completion of Ancestor Blessing of 430 generations in 8 lines	<input type="checkbox"/> Attached <input type="checkbox"/> Not Attached
	Certificate for Completion of Tribal Blessing of 430 couples	<input type="checkbox"/> Attached <input type="checkbox"/> Not Attached
	Certificate for completion of tribal blessing donation of 430 couples	<input type="checkbox"/> Attached <input type="checkbox"/> Not Attached
Ceremony Participation	CheonBo Holy Wine Ceremony	<input type="checkbox"/> Participated (Year) (Month) (Day) <input type="checkbox"/> Absent
	CheonBo Registration Ceremony	<input type="checkbox"/> Participated (Year) (Month) (Day) <input type="checkbox"/> Absent

As above, I apply for the CheonBo Won Evaluation.

< Application Form for CheonBo Won Evaluation > 1 / 3

Applicants' names: Husband Month Day (signature) / Year (signature)
(signature) (signature) (signature) (signature)

- Click once right mouse button
- Click on 'Picture' icon in the 'Paste option'



Completing the insertion of the signature image into the application form

Reference No.: KR2020-



Application Form for CheonBo Won Evaluation

[Applied To]

Regional Group	Sub-region	Nation (District)	Church (City)	Blessing Group

[Family Detail:]

Picture of Husband and Wife	Category	Husband	Wife
	Family Name (native language)		
	Given Name (native language)		
	Family Name (English)		
	Given Name (English)		
	Date of Birth		
	Date of Joining the Church		
Email			

[Evaluating Detail:]

Classification	Checklist	Self-confirmation
Evidentiary Document *If not attached, you are not eligible to apply	Certificate for Completion of 430 Ancestor Blessing and tribal blessing	<input type="checkbox"/> Attached <input type="checkbox"/> Not Attached
Ceremony Participation	CheonBo Holy Wine Ceremony	<input type="checkbox"/> Participated (___ Month ___ Day Year) <input type="checkbox"/> Absent
	CheonBo Registration Ceremony	<input type="checkbox"/> Participated (___ Month ___ Day Year) <input type="checkbox"/> Absent

As above, I apply for the CheonBo Won Evaluation.

Month Day Year

-<Application Form for CheonBo Won Evaluation > 1 / 2

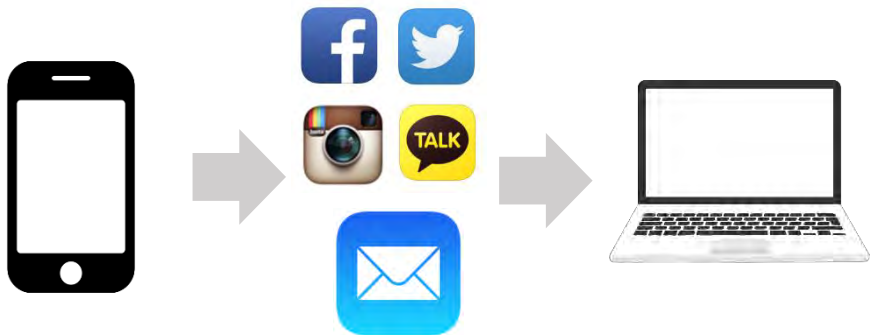
Applicants' names: Husband

(signature) / Wife

(signature)

If you can't save the signature image on your computer..

Send photos taken with mobile phone to regional Evaluation administration via SNS or e-mail.



Please send the photo taken with mobile phone to regional evaluation administration via application/email.

Reference No.: EUME 2020-00



Application Form for CheonBo Won Evaluation

[Applied To]

Regional Group	Sub-region	Nation (District)	Church (City)	Blessing Group

[Family Details]

Picture of Husband and Wife	Category	Husband	Wife
	Family Name (native language)		
	Given Name (native language)		
	Family Name (English)		
	Given Name (English)		
	Date of Birth		
	Date of Joining the Church		
	Email		

[Evaluating Details]

Classification	Checklist	Self-confirmation
Evidentiary Document *If not attached, you are not eligible to apply	Certificate for Completion of 430 Ancestor Blessing and tribal blessing	<input type="checkbox"/> Attached <input type="checkbox"/> Not Attached
Ceremony Participation	CheonBo Holy Wine Ceremony	<input type="checkbox"/> Participated (___Month___Day Year) <input type="checkbox"/> Absent
	CheonBo Registration Ceremony	<input type="checkbox"/> Participated (___Month___Day Year) <input type="checkbox"/> Absent

As above, I apply for the CheonBo Won Evaluation.

Month Day Year

Applicants' names: Husband

(signature) / Wife

(signature)



Reference No. EUME 2020-00

Certificate of Confirmation Completion of the Tribal Blessing of 430 couples

Category	Husband	Wife
Full Name		
Blessing Group		
Regional Group		
Sub-region		
District (Nation)		
Church (City)		

The husband and wife named above have completed the Tribal Messiah Blessing of 430 couples and expanded the heavenly lineage. We hereby confirm that they have accomplished their Heavenly Tribal Messiah mission through the horizontal Blessing of their tribe.

Month Day 2020 Year

Family Federation for World Peace and Unification
(*Regional Group, District/National Leader*)



Reference No. EUME 2020-00

Certificate of Offering HTM Blessing Donation

Category	Husband	Wife
Full name		
Blessing		
Region		
Sub-region		
District(Nation)		
Church		
Donation Amount		

We hereby certify that the couple mentioned above
has offered the HTM Blessing Donation.

Month Day 2020 Year

Family Federation for World Peace and Unification
(*Regional Group, Regional Leader*)



Reference No. EUME 2020-00

Certificate of Agreement of Offering Blessing Donation

Category	Husband	Wife
Full name		
Blessing		
Region		
Sub-region		
District(Nation)		
Church		
Donation Amount		

We hereby certify that the couple mentioned above
has agreed to offer the remaining amount of the HTM
Blessing Donation within the next three years.

Month Day 2020 Year

Family Federation for World Peace and Unification
(*Regional Group, Regional Leader*)

Group Standard

\$ 1,10 = € 1

Group 1 \$20 - \$8600 or €7820	
1	Faroe Islands
2	Iceland
3	Liechtenstein
4	Luxembourg
5	Monaco
6	Norway
7	Qatar
8	Switzerland

Group 2 \$10 - \$4300 or €3870	
9	Denmark
10	Gibraltar
11	Ireland
12	Isle of Man
13	Sweden

Group 3 \$7 - \$3010 or €2710	
14	Andorra
15	Austria
16	Belgium
17	Finland
18	France
19	Germany
20	Greenland
21	Israel
22	Netherlands
23	United Arab Emirates
24	United Kingdom

Group 4 \$5 - \$2150 or €1935	
25	Italy
26	Kuwait
27	St Pierre and Miquelon
28	San Marino
29	Spain

Group 5 \$3 - \$1290 or €1160	
30	Bahrain
31	Croatia
32	Cyprus
33	Czech Republic
34	Estonia
35	Greece
36	Guadeloupe
37	Hungary
38	Latvia
39	Lithuania
40	Malta
41	Oman
42	Poland
43	Portugal
44	Reunion
45	Saudi Arabia
46	Slovakia
47	Slovenia
48	Turkey

Group 6 \$2 - \$860 or €780	
49	Albania
50	Algeria
51	Armenia
52	Azerbaijan
53	Belarus
54	Bosnia and Herzegovina
55	Bulgaria
56	Egypt
57	Georgia
58	Iran
59	Iraq
60	Jordan
61	Kosovo
62	Lebanon
63	Libya
64	Macedonia
65	Moldova
66	Montenegro
67	Morocco
68	Romania
69	Russia
70	Serbia
71	Tunisia
72	Ukraine

Group 7 \$1 - \$430 or €390	
73	Afghanistan
74	Pakistan
75	Palestinian Authority
76	Syria
77	Yemen